

## Zuni Pueblo

### 2017 Annual Agency Profile

### General Information

#### Federally Recognized Tribal Statistical Areas

Zuni Reservation and Off-Reservation Trust Land, NM--AZ

#### Service Consumption

39,270 Annual Unlinked Trips (UPT)

#### Service Supplied

102,504 Annual Vehicle Revenue Miles (VRM)

3,835 Annual Vehicle Revenue Hours (VRH)

#### Database Information

NTDID: 66242

Reporter Type: Tribal Reporter

### Financial Information

#### Sources of Operating Funds Expended

Fare Revenues	\$18,864	6.1%
Local Funds	\$0	0.0%
State Funds	\$0	0.0%
Federal Assistance	\$289,845	93.9%
Other Funds	\$0	0.0%

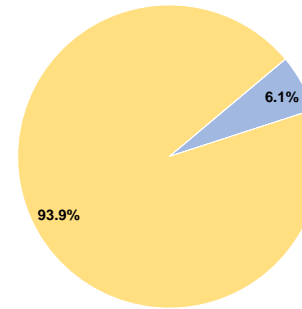
**Total Operating Funds Expended \$308,709 100.0%**

#### Sources of Capital Funds Expended

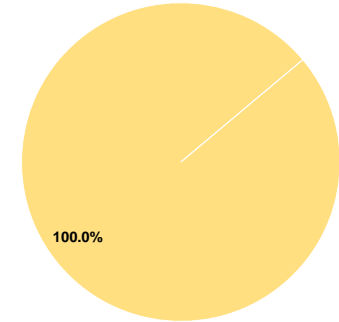
Fare Revenues	\$0	0.0%
Local Funds	\$0	0.0%
State Funds	\$0	0.0%
Federal Assistance	\$128,030	100.0%
Other Funds	\$0	0.0%

**Total Capital Funds Expended \$128,030 100.0%**

#### Operating Funding Sources



#### Capital Funding Sources



### Modal Characteristics

#### Operation Characteristics

#### Vehicles Operated at Maximum Service

Mode	Directly Operated	Purchased Transportation	Operating Expenses	Fare Revenues	Uses of Capital Funds	Annual Unlinked Trips	Annual Vehicle Revenue Miles	Annual Vehicle Revenue Hours	Average Fleet Age in Years <sup>a</sup>
Bus	3	-	\$308,709	\$18,864	\$128,030	39,270	102,504	3,835	4.7
<b>Total</b>	<b>3</b>	<b>-</b>	<b>\$308,709</b>	<b>\$18,864</b>	<b>\$128,030</b>	<b>39,270</b>	<b>102,504</b>	<b>3,835</b>	

#### Performance Measures


#### Service Efficiency

Mode	Operating Expenses per Vehicle Revenue Mile	Operating Expenses per Vehicle Revenue Hour
Bus	\$3.01	\$80.50
<b>Total</b>	<b>\$3.01</b>	<b>\$80.50</b>


#### Service Effectiveness

Mode	Operating Expenses per Unlinked Passenger Trip	Unlinked Trips per Vehicle Revenue Mile	Unlinked Trips per Vehicle Revenue Hour
Bus	\$7.86	0.4	10.2
<b>Total</b>	<b>\$7.86</b>	<b>0.4</b>	<b>10.2</b>

Operating Expense per Vehicle Revenue Mile: Agency Total



Unlinked Passenger Trips per Vehicle Revenue Mile: Agency Total



**Notes:**

<sup>a</sup>Demand Response - Taxi (DT) and non-dedicated fleets do not report fleet age data.