

General Information

Service Consumption

62,271 Annual Unlinked Trips (UPT)

Service Supplied

186,342 Annual Vehicle Revenue Miles (VRM)
13,090 Annual Vehicle Revenue Hours (VRH)

Summary of Operating Expenses (OE)

\$774,131 Total Operating Expenses

Database Information

NTDID: 6R03-60225

Reporter Type: Rural General Public Transit

Financial Information

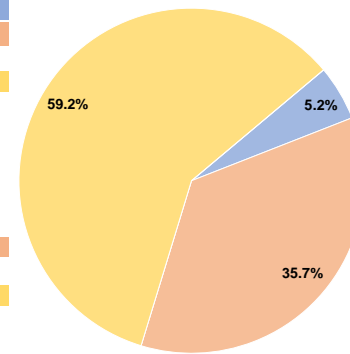
Sources of Operating Funds Expended

Fare Revenues	\$40,006	5.2%
Local Funds	\$276,097	35.7%
State Funds	\$0	0.0%
Federal Assistance	\$458,028	59.2%
Other Funds	\$0	0.0%
Total Operating Funds Expended	\$774,131	100.0%

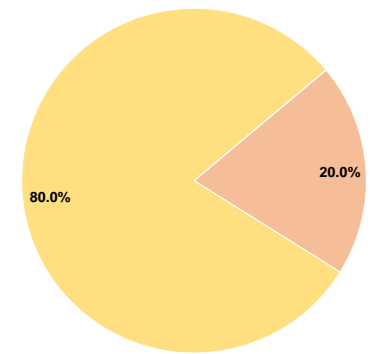
Sources of Capital Funds Expended

Fare Revenues	\$0	0.0%
Local Funds	\$11,010	20.0%
State Funds	\$0	0.0%
Federal Assistance	\$44,000	80.0%
Other Funds	\$0	0.0%
Total Capital Funds Expended	\$55,010	100.0%

Operating Funding Sources



Capital Funding Sources



Modal Characteristics

Operation Characteristics

Vehicles Operated at Maximum Service

Mode	Directly Operated	Purchased Transportation	Operating Expenses	Fare Revenues	Uses of Capital Funds	Annual Unlinked Trips	Annual Vehicle Revenue Miles	Annual Vehicle Revenue Hours
Demand Response	8	-	\$774,131	\$40,006	\$55,010	62,271	186,342	13,090
Total	8	-	\$774,131	\$40,006	\$55,010	62,271	186,342	13,090

Performance Measures

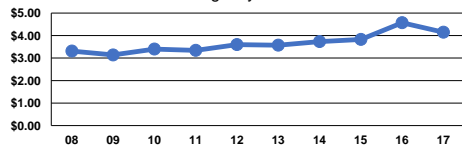
Service Efficiency

Mode	Operating Expenses per Vehicle Revenue Mile	Operating Expenses per Vehicle Revenue Hour
Demand Response	\$4.15	\$59.14
Total	\$4.15	\$59.14

Service Effectiveness

Mode	Operating Expenses per Unlinked Passenger Trip	Unlinked Trips per Vehicle Revenue Mile	Unlinked Trips per Vehicle Revenue Hour
Demand Response	\$12.43	0.3	4.8
Total	\$12.43	0.3	4.8

Operating Expense per Vehicle Revenue Mile: Agency Total



Unlinked Passenger Trips per Vehicle Revenue Mile: Agency Total

