

General Information

Service Consumption

19,579 Annual Unlinked Trips (UPT)

Service Supplied

74,287 Annual Vehicle Revenue Miles (VRM)
4,514 Annual Vehicle Revenue Hours (VRH)

Summary of Operating Expenses (OE)

\$220,846 Total Operating Expenses

Database Information

NTDID: 6R03-60236

Reporter Type: Rural General Public Transit

Financial Information

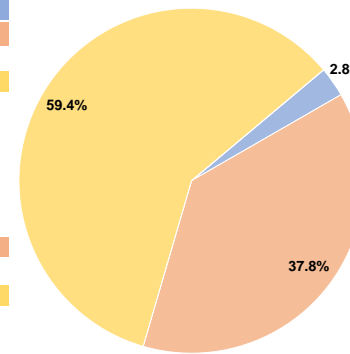
Sources of Operating Funds Expended

Fare Revenues	\$6,187	2.8%
Local Funds	\$83,551	37.8%
State Funds	\$0	0.0%
Federal Assistance	\$131,108	59.4%
Other Funds	\$0	0.0%
Total Operating Funds Expended	\$220,846	100.0%

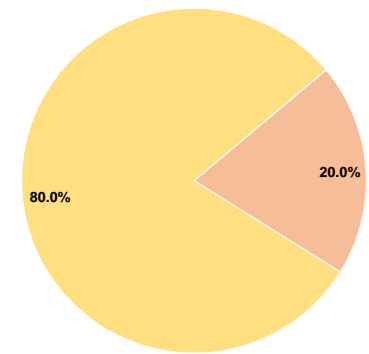
Sources of Capital Funds Expended

Fare Revenues	\$0	0.0%
Local Funds	\$13,257	20.0%
State Funds	\$0	0.0%
Federal Assistance	\$53,028	80.0%
Other Funds	\$0	0.0%
Total Capital Funds Expended	\$66,285	100.0%

Operating Funding Sources



Capital Funding Sources



Modal Characteristics

Operation Characteristics

Vehicles Operated at Maximum Service

Mode	Directly Operated	Purchased Transportation	Operating Expenses	Fare Revenues	Uses of Capital Funds	Annual Unlinked Trips	Annual Vehicle Revenue Miles	Annual Vehicle Revenue Hours
Demand Response	4	-	\$220,846	\$6,187	\$66,285	19,579	74,287	4,514
Total	4	-	\$220,846	\$6,187	\$66,285	19,579	74,287	4,514

Performance Measures

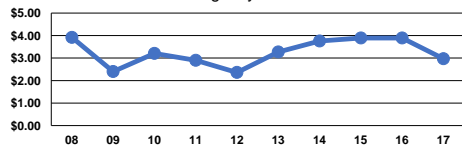
Service Efficiency

Mode	Operating Expenses per Vehicle Revenue Mile	Operating Expenses per Vehicle Revenue Hour
Demand Response	\$2.97	\$48.92
Total	\$2.97	\$48.92

Service Effectiveness

Mode	Operating Expenses per Unlinked Passenger Trip	Unlinked Trips per Vehicle Revenue Mile	Unlinked Trips per Vehicle Revenue Hour
Demand Response	\$11.28	0.3	4.3
Total	\$11.28	0.3	4.3

Operating Expense per Vehicle Revenue Mile: Agency Total



Unlinked Passenger Trips per Vehicle Revenue Mile: Agency Total

