

# Golden Spread Rural Frontier Coalition

## 2017 Annual Agency Profile

### General Information

#### Service Consumption

13,327 Annual Unlinked Trips (UPT)

#### Service Supplied

70,363 Annual Vehicle Revenue Miles (VRM)  
9,106 Annual Vehicle Revenue Hours (VRH)

#### Summary of Operating Expenses (OE)

\$221,009 Total Operating Expenses

#### Database Information

NTDID: 6R03-60244

Reporter Type: Rural General Public Transit

### Financial Information

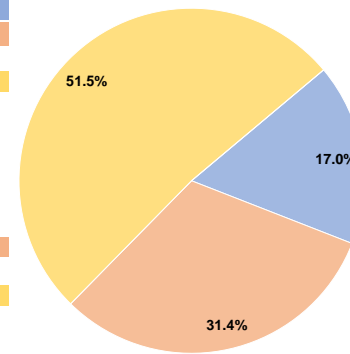
#### Sources of Operating Funds Expended

Fare Revenues	\$37,654	17.0%
Local Funds	\$69,475	31.4%
State Funds	\$0	0.0%
Federal Assistance	\$113,880	51.5%
Other Funds	\$0	0.0%
<b>Total Operating Funds Expended</b>	<b>\$221,009</b>	<b>100.0%</b>

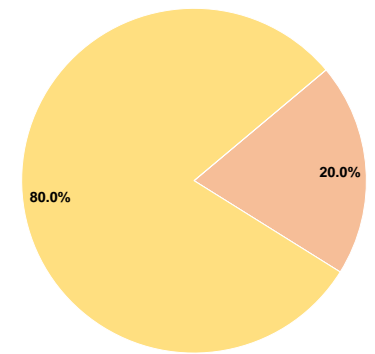
#### Sources of Capital Funds Expended

Fare Revenues	\$0	0.0%
Local Funds	\$27,035	20.0%
State Funds	\$0	0.0%
Federal Assistance	\$108,141	80.0%
Other Funds	\$0	0.0%
<b>Total Capital Funds Expended</b>	<b>\$135,176</b>	<b>100.0%</b>

#### Operating Funding Sources



#### Capital Funding Sources



### Modal Characteristics

#### Operation Characteristics

##### Vehicles Operated at Maximum Service

Mode	Directly Operated	Purchased Transportation	Operating Expenses	Fare Revenues	Uses of Capital Funds	Annual Unlinked Trips	Annual Vehicle Revenue Miles	Annual Vehicle Revenue Hours
Demand Response	6	-	\$221,009	\$37,654	\$135,176	13,327	70,363	9,106
<b>Total</b>	<b>6</b>	<b>-</b>	<b>\$221,009</b>	<b>\$37,654</b>	<b>\$135,176</b>	<b>13,327</b>	<b>70,363</b>	<b>9,106</b>

#### Performance Measures

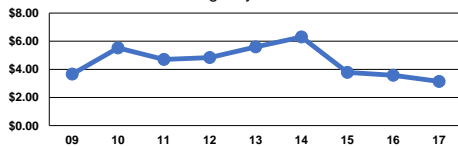
##### Service Efficiency

Mode	Operating Expenses per Vehicle Revenue Mile	Operating Expenses per Vehicle Revenue Hour
Demand Response	\$3.14	\$24.27
<b>Total</b>	<b>\$3.14</b>	<b>\$24.27</b>

##### Service Effectiveness

Mode	Operating Expenses per Unlinked Passenger Trip	Unlinked Trips per Vehicle Revenue Mile	Unlinked Trips per Vehicle Revenue Hour
Demand Response	\$16.58	0.2	1.5
<b>Total</b>	<b>\$16.58</b>	<b>0.2</b>	<b>1.5</b>

Operating Expense per Vehicle Revenue Mile: Agency Total



Unlinked Passenger Trips per Vehicle Revenue Mile: Agency Total

