

Muskogee County Public Transit Authority

2017 Annual Agency Profile

General Information

Service Consumption

51,779 Annual Unlinked Trips (UPT)

Service Supplied

517,911 Annual Vehicle Revenue Miles (VRM)

39,341 Annual Vehicle Revenue Hours (VRH)

Summary of Operating Expenses (OE)

\$1,129,786 Total Operating Expenses

Database Information

NTDID: 6R04-60203

Reporter Type: Rural General Public Transit

Financial Information

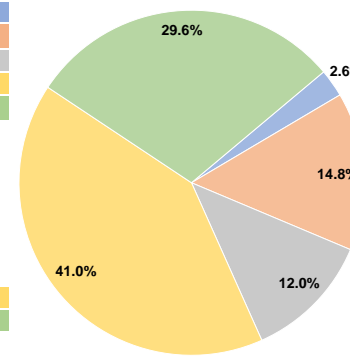
Sources of Operating Funds Expended

Fare Revenues	\$34,854	2.6%
Local Funds	\$197,885	14.8%
State Funds	\$159,773	12.0%
Federal Assistance	\$547,159	41.0%
Other Funds	\$394,229	29.6%
Total Operating Funds Expended	\$1,333,900	100.0%

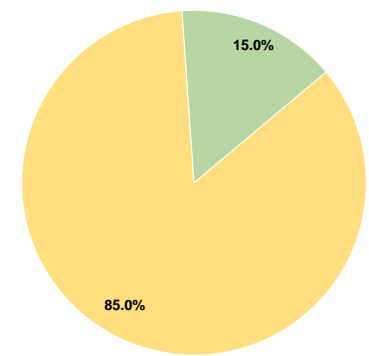
Sources of Capital Funds Expended

Fare Revenues	\$0	0.0%
Local Funds	\$0	0.0%
State Funds	\$0	0.0%
Federal Assistance	\$34,281	85.0%
Other Funds	\$6,050	15.0%
Total Capital Funds Expended	\$40,331	100.0%

Operating Funding Sources



Capital Funding Sources



Modal Characteristics

Operation Characteristics

Vehicles Operated at Maximum Service

Mode	Directly Operated	Purchased Transportation	Operating Expenses	Fare Revenues	Uses of Capital Funds	Annual Unlinked Trips	Annual Vehicle Revenue Miles	Annual Vehicle Revenue Hours
Demand Response	25	-	\$1,129,786	\$34,854	\$40,331	51,779	517,911	39,341
Total	25	-	\$1,129,786	\$34,854	\$40,331	51,779	517,911	39,341

Performance Measures

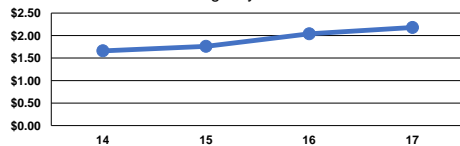
Service Efficiency

Mode	Operating Expenses per Vehicle Revenue Mile	Operating Expenses per Vehicle Revenue Hour
Demand Response	\$2.18	\$28.72
Total	\$2.18	\$28.72

Service Effectiveness

Mode	Operating Expenses per Unlinked Passenger Trip	Unlinked Trips per Vehicle Revenue Mile	Unlinked Trips per Vehicle Revenue Hour
Demand Response	\$21.82	0.1	1.3
Total	\$21.82	0.1	1.3

Operating Expense per Vehicle Revenue Mile: Agency Total



Unlinked Passenger Trips per Vehicle Revenue Mile: Agency Total

