

# Washita Valley Community Action Council

2017 Annual Agency Profile

## General Information

### Service Consumption

20,451 Annual Unlinked Trips (UPT)

### Service Supplied

129,486 Annual Vehicle Revenue Miles (VRM)

12,397 Annual Vehicle Revenue Hours (VRH)

### Summary of Operating Expenses (OE)

\$290,788 Total Operating Expenses

### Database Information

NTDID: 6R04-60220

Reporter Type: Rural General Public Transit

## Financial Information

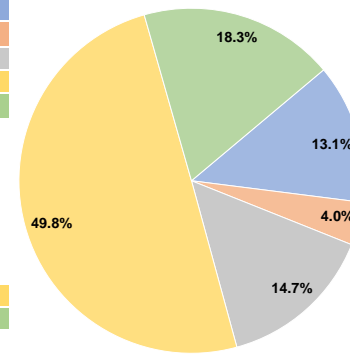
### Sources of Operating Funds Expended

Fare Revenues	\$38,135	13.1%
Local Funds	\$11,760	4.0%
State Funds	\$42,784	14.7%
Federal Assistance	\$144,872	49.8%
Other Funds	\$53,237	18.3%
<b>Total Operating Funds Expended</b>	<b>\$290,788</b>	<b>100.0%</b>

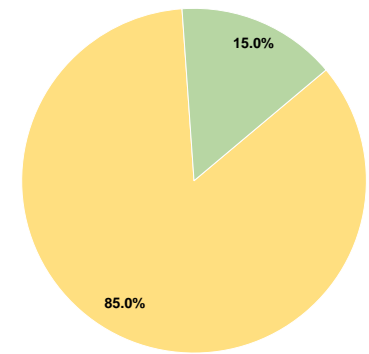
### Sources of Capital Funds Expended

Fare Revenues	\$0	0.0%
Local Funds	\$0	0.0%
State Funds	\$0	0.0%
Federal Assistance	\$34,390	85.0%
Other Funds	\$6,070	15.0%
<b>Total Capital Funds Expended</b>	<b>\$40,460</b>	<b>100.0%</b>

### Operating Funding Sources



### Capital Funding Sources



## Modal Characteristics

### Operation Characteristics

#### Vehicles Operated at Maximum Service

Mode	Directly Operated	Purchased Transportation	Operating Expenses	Fare Revenues	Uses of Capital Funds	Annual Unlinked Trips	Annual Vehicle Revenue Miles	Annual Vehicle Revenue Hours
Demand Response	11	-	\$290,788	\$38,135	\$40,460	20,451	129,486	12,397
<b>Total</b>	<b>11</b>	<b>-</b>	<b>\$290,788</b>	<b>\$38,135</b>	<b>\$40,460</b>	<b>20,451</b>	<b>129,486</b>	<b>12,397</b>

### Performance Measures

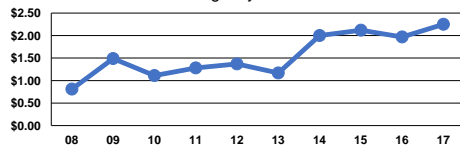
#### Service Efficiency

Mode	Operating Expenses per Vehicle Revenue Mile	Operating Expenses per Vehicle Revenue Hour
Demand Response	\$2.25	\$23.46
<b>Total</b>	<b>\$2.25</b>	<b>\$23.46</b>

#### Service Effectiveness

Mode	Operating Expenses per Unlinked Passenger Trip	Unlinked Trips per Vehicle Revenue Mile	Unlinked Trips per Vehicle Revenue Hour
Demand Response	\$14.22	0.2	1.6
<b>Total</b>	<b>\$14.22</b>	<b>0.2</b>	<b>1.6</b>

Operating Expense per Vehicle Revenue Mile: Agency Total



Unlinked Passenger Trips per Vehicle Revenue Mile: Agency Total

