

# Rolling Plains Management Corporation / SHARP Lines

2017 Annual Agency Profile

## General Information

### Service Consumption

132,737 Annual Unlinked Trips (UPT)

### Service Supplied

828,197 Annual Vehicle Revenue Miles (VRM)

53,807 Annual Vehicle Revenue Hours (VRH)

### Summary of Operating Expenses (OE)

\$1,732,376 Total Operating Expenses

### Database Information

NTDID: 6R05-60143

Reporter Type: Rural General Public Transit

## Financial Information

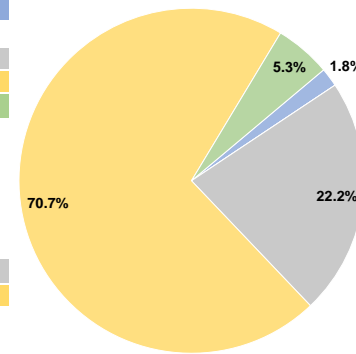
### Sources of Operating Funds Expended

Fare Revenues	\$30,530	1.8%
Local Funds	\$0	0.0%
State Funds	\$385,258	22.2%
Federal Assistance	\$1,225,620	70.7%
Other Funds	\$90,968	5.3%
<b>Total Operating Funds Expended</b>	<b>\$1,732,376</b>	<b>100.0%</b>

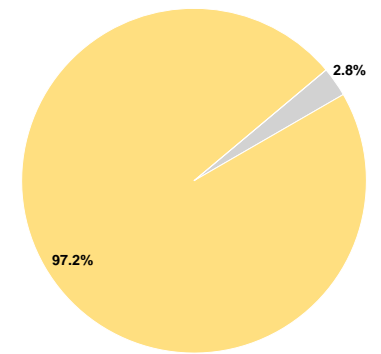
### Sources of Capital Funds Expended

Fare Revenues	\$0	0.0%
Local Funds	\$0	0.0%
State Funds	\$11,976	2.8%
Federal Assistance	\$419,258	97.2%
Other Funds	\$0	0.0%
<b>Total Capital Funds Expended</b>	<b>\$431,234</b>	<b>100.0%</b>

### Operating Funding Sources



### Capital Funding Sources



## Modal Characteristics

### Operation Characteristics

#### Vehicles Operated at Maximum Service

Mode	Directly Operated	Purchased Transportation	Operating Expenses	Fare Revenues	Uses of Capital Funds	Annual Unlinked Trips	Annual Vehicle Revenue Miles	Annual Vehicle Revenue Hours
Demand Response	58	-	\$1,732,376	\$30,530	\$431,234	132,737	828,197	53,807
<b>Total</b>	<b>58</b>	<b>-</b>	<b>\$1,732,376</b>	<b>\$30,530</b>	<b>\$431,234</b>	<b>132,737</b>	<b>828,197</b>	<b>53,807</b>

### Performance Measures

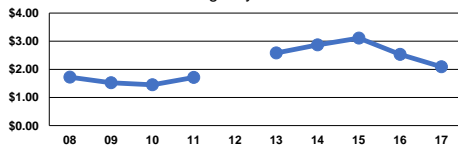
#### Service Efficiency

Mode	Operating Expenses per Vehicle Revenue Mile	Operating Expenses per Vehicle Revenue Hour
Demand Response	\$2.09	\$32.20
<b>Total</b>	<b>\$2.09</b>	<b>\$32.20</b>

#### Service Effectiveness

Mode	Operating Expenses per Unlinked Passenger Trip	Unlinked Trips per Vehicle Revenue Mile	Unlinked Trips per Vehicle Revenue Hour
Demand Response	\$13.05	0.2	2.5
<b>Total</b>	<b>\$13.05</b>	<b>0.2</b>	<b>2.5</b>

Operating Expense per Vehicle Revenue Mile: Agency Total



Unlinked Passenger Trips per Vehicle Revenue Mile: Agency Total

