

Ark-Tex Council of Governments

2017 Annual Agency Profile

General Information

Service Consumption

122,140 Annual Unlinked Trips (UPT)

Service Supplied

1,138,474 Annual Vehicle Revenue Miles (VRM)
 53,731 Annual Vehicle Revenue Hours (VRH)

Summary of Operating Expenses (OE)

\$3,183,538 Total Operating Expenses

Database Information

NTDID: 6R05-60145

Reporter Type: Rural General Public Transit

Financial Information

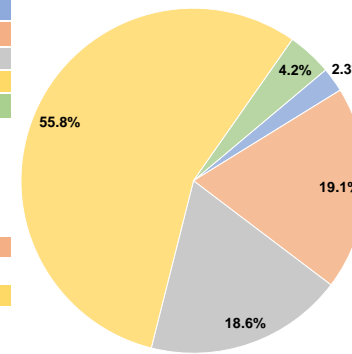
Sources of Operating Funds Expended

Fare Revenues	\$73,439	2.3%
Local Funds	\$608,812	19.1%
State Funds	\$592,667	18.6%
Federal Assistance	\$1,775,907	55.8%
Other Funds	\$132,713	4.2%
Total Operating Funds Expended	\$3,183,538	100.0%

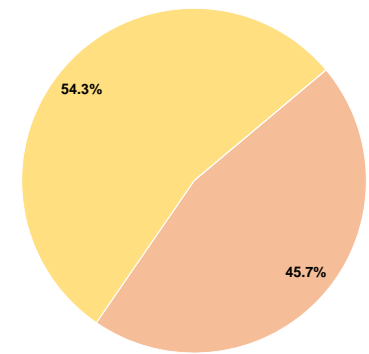
Sources of Capital Funds Expended

Fare Revenues	\$0	0.0%
Local Funds	\$46,239	45.7%
State Funds	\$0	0.0%
Federal Assistance	\$54,929	54.3%
Other Funds	\$0	0.0%
Total Capital Funds Expended	\$101,168	100.0%

Operating Funding Sources



Capital Funding Sources



Modal Characteristics

Operation Characteristics

Vehicles Operated at Maximum Service

Mode	Directly Operated	Purchased Transportation	Operating Expenses	Fare Revenues	Uses of Capital Funds	Annual Unlinked Trips	Annual Vehicle Revenue Miles	Annual Vehicle Revenue Hours
Commuter Bus	6	-	\$1,154,400	\$4,854	\$0	3,036	283,048	10,934
Demand Response	35	-	\$1,623,612	\$50,288	\$101,168	67,610	685,802	32,680
Bus	4	-	\$405,526	\$18,297	\$0	51,494	169,624	10,117
Total	45	-	\$3,183,538	\$73,439	\$101,168	122,140	1,138,474	53,731

Performance Measures

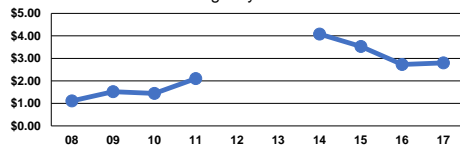
Service Efficiency

Mode	Operating Expenses per Vehicle Revenue Mile	Operating Expenses per Vehicle Revenue Hour
Commuter Bus	\$4.08	\$105.58
Demand Response	\$2.37	\$49.68
Bus	\$2.39	\$40.08
Total	\$2.80	\$59.25

Service Effectiveness

Mode	Operating Expenses per Unlinked Passenger Trip	Unlinked Trips per Vehicle Revenue Mile	Unlinked Trips per Vehicle Revenue Hour
Commuter Bus	\$380.24	0.0	0.3
Demand Response	\$24.01	0.1	2.1
Bus	\$7.88	0.3	5.1
Total	\$26.06	0.1	2.3

Operating Expense per Vehicle Revenue Mile: Agency Total



Unlinked Passenger Trips per Vehicle Revenue Mile: Agency Total

