

# Webb County Community Action Agency

2017 Annual Agency Profile

## General Information

### Service Consumption

70,581 Annual Unlinked Trips (UPT)

### Service Supplied

209,456 Annual Vehicle Revenue Miles (VRM)

14,071 Annual Vehicle Revenue Hours (VRH)

### Summary of Operating Expenses (OE)

\$853,871 Total Operating Expenses

### Database Information

NTDID: 6R05-60185

Reporter Type: Rural General Public Transit

## Financial Information

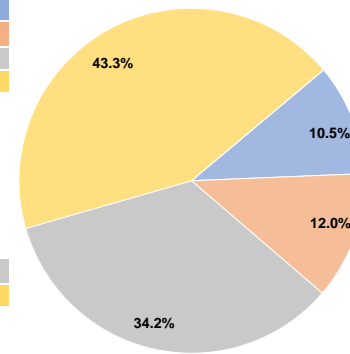
### Sources of Operating Funds Expended

Fare Revenues	\$89,272	10.5%
Local Funds	\$102,094	12.0%
State Funds	\$292,352	34.2%
Federal Assistance	\$370,153	43.3%
Other Funds	\$0	0.0%
<b>Total Operating Funds Expended</b>	<b>\$853,871</b>	<b>100.0%</b>

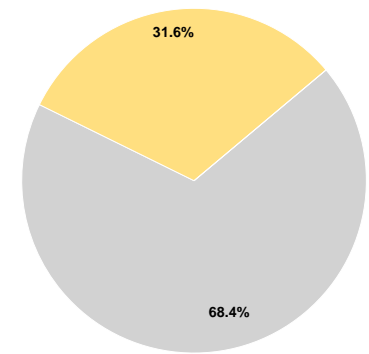
### Sources of Capital Funds Expended

Fare Revenues	\$0	0.0%
Local Funds	\$0	0.0%
State Funds	\$16,000	68.4%
Federal Assistance	\$7,396	31.6%
Other Funds	\$0	0.0%
<b>Total Capital Funds Expended</b>	<b>\$23,396</b>	<b>100.0%</b>

### Operating Funding Sources



### Capital Funding Sources



## Modal Characteristics

### Operation Characteristics

#### Vehicles Operated at Maximum Service

Mode	Directly Operated	Purchased Transportation	Operating Expenses	Fare Revenues	Uses of Capital Funds	Annual Unlinked Trips	Annual Vehicle Revenue Miles	Annual Vehicle Revenue Hours
Demand Response	2	-	\$75,654	\$7,910	\$2,073	2,015	18,558	2,314
Bus	10	-	\$778,217	\$81,362	\$21,323	68,566	190,898	11,757
<b>Total</b>	<b>12</b>	<b>-</b>	<b>\$853,871</b>	<b>\$89,272</b>	<b>\$23,396</b>	<b>70,581</b>	<b>209,456</b>	<b>14,071</b>

### Performance Measures


#### Service Efficiency

Mode	Operating Expenses per Vehicle Revenue Mile	Operating Expenses per Vehicle Revenue Hour
Demand Response	\$4.08	\$32.69
Bus	\$4.08	\$66.19
<b>Total</b>	<b>\$4.08</b>	<b>\$60.68</b>

#### Service Effectiveness

Mode	Operating Expenses per Unlinked Passenger Trip	Unlinked Trips per Vehicle Revenue Mile	Unlinked Trips per Vehicle Revenue Hour
Demand Response	\$37.55	0.1	0.9
Bus	\$11.35	0.4	5.8
<b>Total</b>	<b>\$12.10</b>	<b>0.3</b>	<b>5.0</b>

Operating Expense per Vehicle Revenue Mile: Agency Total



Unlinked Passenger Trips per Vehicle Revenue Mile: Agency Total

