

# Panhandle Community Services

## 2017 Annual Agency Profile

### General Information

#### Service Consumption

311,128 Annual Unlinked Trips (UPT)

#### Service Supplied

1,180,675 Annual Vehicle Revenue Miles (VRM)  
 71,170 Annual Vehicle Revenue Hours (VRH)

#### Summary of Operating Expenses (OE)

\$3,016,569 Total Operating Expenses

#### Database Information

NTDID: 6R05-60192  
 Reporter Type: Rural General Public Transit

### Financial Information

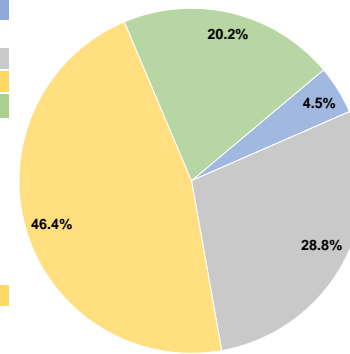
#### Sources of Operating Funds Expended

Fare Revenues	\$137,220	4.5%
Local Funds	\$0	0.0%
State Funds	\$867,485	28.8%
Federal Assistance	\$1,401,023	46.4%
Other Funds	\$610,841	20.2%
<b>Total Operating Funds Expended</b>	<b>\$3,016,569</b>	<b>100.0%</b>

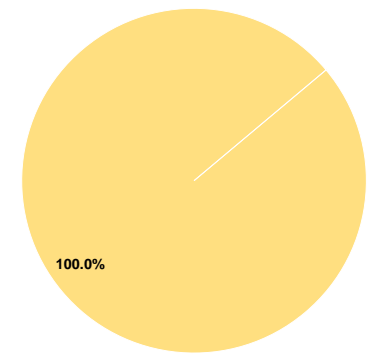
#### Sources of Capital Funds Expended

Fare Revenues	\$0	0.0%
Local Funds	\$0	0.0%
State Funds	\$0	0.0%
Federal Assistance	\$9,607	100.0%
Other Funds	\$0	0.0%
<b>Total Capital Funds Expended</b>	<b>\$9,607</b>	<b>100.0%</b>

#### Operating Funding Sources



#### Capital Funding Sources



### Modal Characteristics

#### Operation Characteristics

##### Vehicles Operated at Maximum Service

Mode	Directly Operated	Purchased Transportation	Operating Expenses	Fare Revenues	Uses of Capital Funds	Annual Unlinked Trips	Annual Vehicle Revenue Miles	Annual Vehicle Revenue Hours
Demand Response	74	-	\$3,016,569	\$137,220	\$9,607	311,128	1,180,675	71,170
<b>Total</b>	<b>74</b>	<b>-</b>	<b>\$3,016,569</b>	<b>\$137,220</b>	<b>\$9,607</b>	<b>311,128</b>	<b>1,180,675</b>	<b>71,170</b>

#### Performance Measures

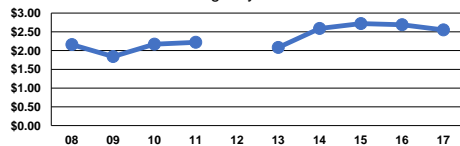
##### Service Efficiency

Mode	Operating Expenses per Vehicle Revenue Mile	Operating Expenses per Vehicle Revenue Hour
Demand Response	\$2.55	\$42.39
<b>Total</b>	<b>\$2.55</b>	<b>\$42.39</b>

##### Service Effectiveness

Mode	Operating Expenses per Unlinked Passenger Trip	Unlinked Trips per Vehicle Revenue Mile	Unlinked Trips per Vehicle Revenue Hour
Demand Response	\$9.70	0.3	4.4
<b>Total</b>	<b>\$9.70</b>	<b>0.3</b>	<b>4.4</b>

Operating Expense per Vehicle Revenue Mile: Agency Total



Unlinked Passenger Trips per Vehicle Revenue Mile: Agency Total

