

# Colorado Valley Transit District

## 2017 Annual Agency Profile

### General Information

#### Service Consumption

97,241 Annual Unlinked Trips (UPT)

#### Service Supplied

419,008 Annual Vehicle Revenue Miles (VRM)

37,937 Annual Vehicle Revenue Hours (VRH)

#### Summary of Operating Expenses (OE)

\$1,664,603 Total Operating Expenses

#### Database Information

NTDID: 6R05-60238

Reporter Type: Rural General Public Transit

### Financial Information

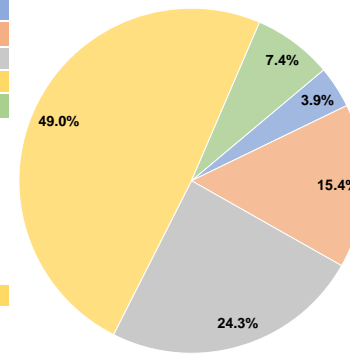
#### Sources of Operating Funds Expended

Fare Revenues	\$65,526	3.9%
Local Funds	\$255,819	15.4%
State Funds	\$403,988	24.3%
Federal Assistance	\$815,540	49.0%
Other Funds	\$123,730	7.4%
<b>Total Operating Funds Expended</b>	<b>\$1,664,603</b>	<b>100.0%</b>

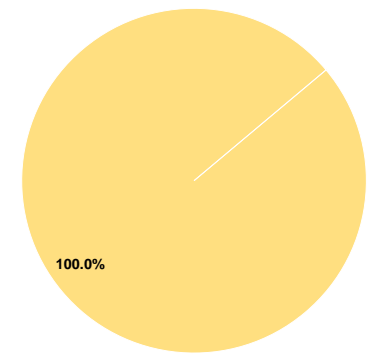
#### Sources of Capital Funds Expended

Fare Revenues	\$0	0.0%
Local Funds	\$0	0.0%
State Funds	\$0	0.0%
Federal Assistance	\$424,290	100.0%
Other Funds	\$0	0.0%
<b>Total Capital Funds Expended</b>	<b>\$424,290</b>	<b>100.0%</b>

#### Operating Funding Sources



#### Capital Funding Sources



### Modal Characteristics

#### Operation Characteristics

#### Vehicles Operated at Maximum Service

Mode	Directly Operated	Purchased Transportation	Operating Expenses	Fare Revenues	Uses of Capital Funds	Annual Unlinked Trips	Annual Vehicle Revenue Miles	Annual Vehicle Revenue Hours
Demand Response	4	-	\$898,888	\$35,384	\$0	52,511	226,265	20,866
Bus	19	-	\$765,715	\$30,142	\$424,290	44,730	192,743	17,071
<b>Total</b>	<b>23</b>	<b>-</b>	<b>\$1,664,603</b>	<b>\$65,526</b>	<b>\$424,290</b>	<b>97,241</b>	<b>419,008</b>	<b>37,937</b>

#### Performance Measures

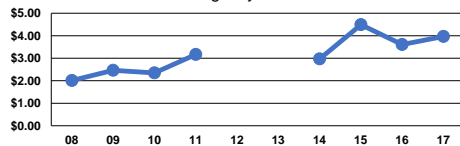
#### Service Efficiency

Mode	Operating Expenses per Vehicle Revenue Mile	Operating Expenses per Vehicle Revenue Hour
Demand Response	\$3.97	\$43.08
Bus	\$3.97	\$44.85
<b>Total</b>	<b>\$3.97</b>	<b>\$43.88</b>

#### Service Effectiveness

Mode	Operating Expenses per Unlinked Passenger Trip	Unlinked Trips per Vehicle Revenue Mile	Unlinked Trips per Vehicle Revenue Hour
Demand Response	\$17.12	0.2	2.5
Bus	\$17.12	0.2	2.6
<b>Total</b>	<b>\$17.12</b>	<b>0.2</b>	<b>2.6</b>

Operating Expense per Vehicle Revenue Mile: Agency Total



Unlinked Passenger Trips per Vehicle Revenue Mile: Agency Total

