

Ponca Tribe of Nebraska

2017 Annual Agency Profile

General Information

Federally Recognized Tribal Statistical Areas

Ponca (NE) Trust Land, NE--IA

Other UZAs Served

292 Sioux City, IA-NE-SD, 58 Omaha, NE-IA, 145 Lincoln, NE

Service Consumption

10,227 Annual Unlinked Trips (UPT)

Database Information

NTDID: 77063

Reporter Type: Tribal Reporter

Financial Information

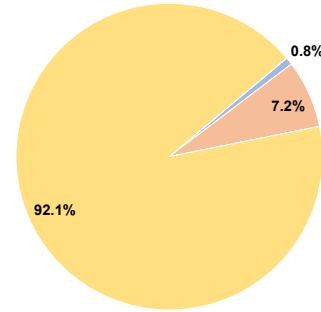
Sources of Operating Funds Expended

| | | |
|---------------------------------------|------------------|---------------|
| Fare Revenues | \$5,371 | 0.8% |
| Local Funds | \$48,324 | 7.2% |
| State Funds | \$0 | 0.0% |
| Federal Assistance | \$621,754 | 92.1% |
| Other Funds | \$0 | 0.0% |
| Total Operating Funds Expended | \$675,449 | 100.0% |

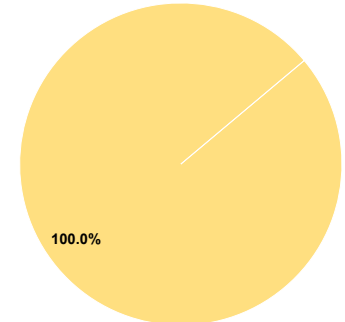
Sources of Capital Funds Expended

| | | |
|-------------------------------------|-----------------|---------------|
| Fare Revenues | \$0 | 0.0% |
| Local Funds | \$0 | 0.0% |
| State Funds | \$0 | 0.0% |
| Federal Assistance | \$23,179 | 100.0% |
| Other Funds | \$0 | 0.0% |
| Total Capital Funds Expended | \$23,179 | 100.0% |

Operating Funding Sources



Capital Funding Sources



Modal Characteristics

Operation Characteristics

Vehicles Operated at Maximum Service

| Mode | Directly Operated | Purchased Transportation | Operating Expenses | Fare Revenues | Uses of Capital Funds | Annual Unlinked Trips | Annual Vehicle Revenue Miles | Annual Vehicle Revenue Hours | Average Fleet Age in Years ^a |
|-----------------|-------------------|--------------------------|--------------------|----------------|-----------------------|-----------------------|------------------------------|------------------------------|-----------------------------------------|
| Demand Response | 15 | - | \$675,449 | \$5,371 | \$23,179 | 10,227 | 293,739 | 13,506 | 2.5 |
| Total | 15 | - | \$675,449 | \$5,371 | \$23,179 | 10,227 | 293,739 | 13,506 | |

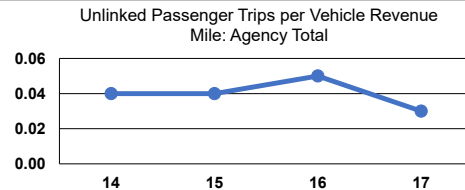
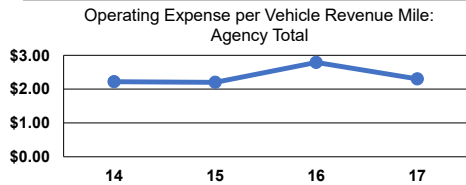
Performance Measures

Service Efficiency

| Mode | Operating Expenses per Vehicle Revenue Mile | Operating Expenses per Vehicle Revenue Hour |
|-----------------|---------------------------------------------|---------------------------------------------|
| Demand Response | \$2.30 | \$50.01 |
| Total | \$2.30 | \$50.01 |

Service Effectiveness

| Mode | Operating Expenses per Unlinked Passenger Trip | Unlinked Trips per Vehicle Revenue Mile | Unlinked Trips per Vehicle Revenue Hour |
|-----------------|------------------------------------------------|-----------------------------------------|-----------------------------------------|
| Demand Response | \$66.05 | 0.0 | 0.8 |
| Total | \$66.05 | 0.0 | 0.8 |



Notes:

^aDemand Response - Taxi (DT) and non-dedicated fleets do not report fleet age data.