

# Heart of Iowa Regional Transit Agency

2017 Annual Agency Profile

## General Information

### Service Consumption

296,490 Annual Unlinked Trips (UPT)

### Service Supplied

1,308,112 Annual Vehicle Revenue Miles (VRM)  
94,023 Annual Vehicle Revenue Hours (VRH)

### Summary of Operating Expenses (OE)

\$4,548,349 Total Operating Expenses

### Database Information

NTDID: 7R01-70066

Reporter Type: Rural General Public Transit

## Financial Information

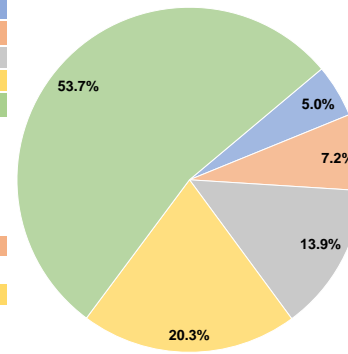
### Sources of Operating Funds Expended

Fare Revenues	\$225,294	5.0%
Local Funds	\$325,785	7.2%
State Funds	\$631,945	13.9%
Federal Assistance	\$923,024	20.3%
Other Funds	\$2,442,301	53.7%
<b>Total Operating Funds Expended</b>	<b>\$4,548,349</b>	<b>100.0%</b>

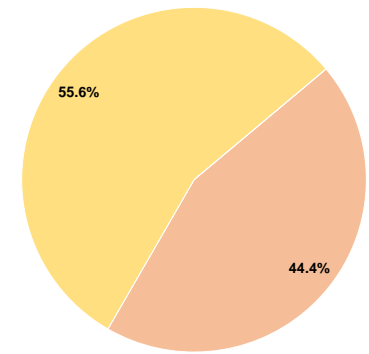
### Sources of Capital Funds Expended

Fare Revenues	\$0	0.0%
Local Funds	\$27,228	44.4%
State Funds	\$0	0.0%
Federal Assistance	\$34,035	55.6%
Other Funds	\$0	0.0%
<b>Total Capital Funds Expended</b>	<b>\$61,263</b>	<b>100.0%</b>

### Operating Funding Sources



### Capital Funding Sources



## Modal Characteristics

### Operation Characteristics

#### Vehicles Operated at Maximum Service

Mode	Directly Operated	Purchased Transportation	Operating Expenses	Fare Revenues	Uses of Capital Funds	Annual Unlinked Trips	Annual Vehicle Revenue Miles	Annual Vehicle Revenue Hours
Demand Response	52	25	\$4,548,349	\$225,294	\$61,263	296,490	1,308,112	94,023
<b>Total</b>	<b>52</b>	<b>25</b>	<b>\$4,548,349</b>	<b>\$225,294</b>	<b>\$61,263</b>	<b>296,490</b>	<b>1,308,112</b>	<b>94,023</b>

### Performance Measures

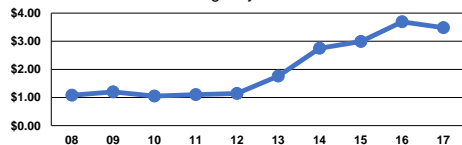
#### Service Efficiency

Mode	Operating Expenses per Vehicle Revenue Mile	Operating Expenses per Vehicle Revenue Hour
Demand Response	\$3.48	\$48.37
<b>Total</b>	<b>\$3.48</b>	<b>\$48.37</b>

#### Service Effectiveness

Mode	Operating Expenses per Unlinked Passenger Trip	Unlinked Trips per Vehicle Revenue Mile	Unlinked Trips per Vehicle Revenue Hour
Demand Response	\$15.34	0.2	3.2
<b>Total</b>	<b>\$15.34</b>	<b>0.2</b>	<b>3.2</b>

Operating Expense per Vehicle Revenue Mile: Agency Total



Unlinked Passenger Trips per Vehicle Revenue Mile: Agency Total

