

Doger Area Rapids Transit, City of Fort Dodge

2017 Annual Agency Profile

General Information

Service Consumption

112,682 Annual Unlinked Trips (UPT)

Service Supplied

251,272 Annual Vehicle Revenue Miles (VRM)

21,212 Annual Vehicle Revenue Hours (VRH)

Summary of Operating Expenses (OE)

\$947,272 Total Operating Expenses

Database Information

NTDID: 7R01-70108

Reporter Type: Rural General Public Transit

Financial Information

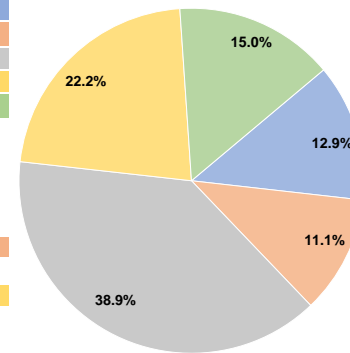
Sources of Operating Funds Expended

Fare Revenues	\$122,190	12.9%
Local Funds	\$104,831	11.1%
State Funds	\$368,603	38.9%
Federal Assistance	\$209,888	22.2%
Other Funds	\$141,760	15.0%
Total Operating Funds Expended	\$947,272	100.0%

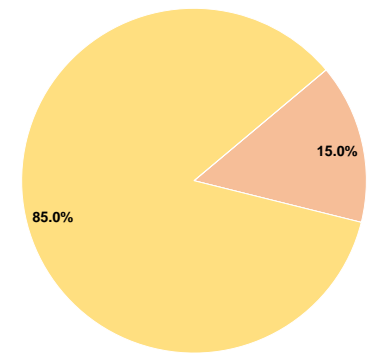
Sources of Capital Funds Expended

Fare Revenues	\$0	0.0%
Local Funds	\$937	15.0%
State Funds	\$0	0.0%
Federal Assistance	\$5,310	85.0%
Other Funds	\$0	0.0%
Total Capital Funds Expended	\$6,247	100.0%

Operating Funding Sources



Capital Funding Sources



Modal Characteristics

Operation Characteristics

Vehicles Operated at Maximum Service

Mode	Directly Operated	Purchased Transportation	Operating Expenses	Fare Revenues	Uses of Capital Funds	Annual Unlinked Trips	Annual Vehicle Revenue Miles	Annual Vehicle Revenue Hours
Demand Response	3	-	\$143,008	\$60,018	\$0	9,986	37,870	3,471
Bus	13	-	\$804,264	\$62,172	\$6,247	102,696	213,402	17,741
Total	16	-	\$947,272	\$122,190	\$6,247	112,682	251,272	21,212

Performance Measures

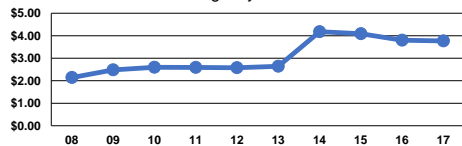
Service Efficiency

Mode	Operating Expenses per Vehicle Revenue Mile	Operating Expenses per Vehicle Revenue Hour
Demand Response	\$3.78	\$41.20
Bus	\$3.77	\$45.33
Total	\$3.77	\$44.66

Service Effectiveness

Mode	Operating Expenses per Unlinked Passenger Trip	Unlinked Trips per Vehicle Revenue Mile	Unlinked Trips per Vehicle Revenue Hour
Demand Response	\$14.32	0.3	2.9
Bus	\$7.83	0.5	5.8
Total	\$8.41	0.4	5.3

Operating Expense per Vehicle Revenue Mile: Agency Total



Unlinked Passenger Trips per Vehicle Revenue Mile: Agency Total

