

Delaware, Dubuque & Jackson County Regional Transit

2017 Annual Agency Profile

General Information

Service Consumption

146,807 Annual Unlinked Trips (UPT)

Service Supplied

418,848 Annual Vehicle Revenue Miles (VRM)

29,523 Annual Vehicle Revenue Hours (VRH)

Summary of Operating Expenses (OE)

\$2,135,855 Total Operating Expenses

Database Information

NTDID: 7R01-70136

Reporter Type: Rural General Public Transit

Financial Information

Sources of Operating Funds Expended

Fare Revenues	\$58,137	2.7%
Local Funds	\$23,694	1.1%
State Funds	\$295,167	13.8%
Federal Assistance	\$416,053	19.5%
Other Funds	\$1,342,804	62.9%
Total Operating Funds Expended	\$2,135,855	100.0%

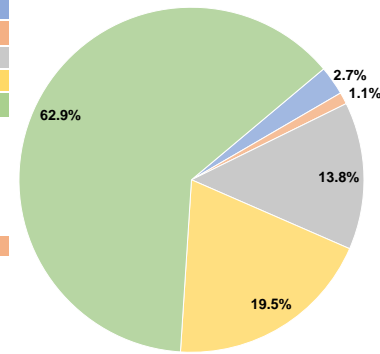
Total Operating Funds Expended

Sources of Capital Funds Expended

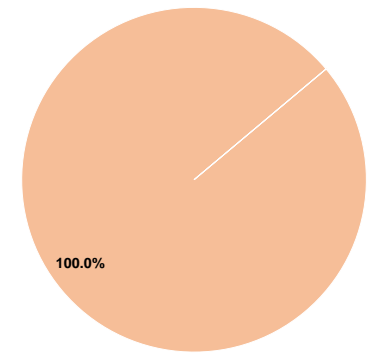
Fare Revenues	\$0	0.0%
Local Funds	\$59,800	100.0%
State Funds	\$0	0.0%
Federal Assistance	\$0	0.0%
Other Funds	\$0	0.0%
Total Capital Funds Expended	\$59,800	100.0%

Total Capital Funds Expended

Operating Funding Sources



Capital Funding Sources



Modal Characteristics

Operation Characteristics

Vehicles Operated at Maximum Service

Mode	Directly Operated	Purchased Transportation	Operating Expenses	Fare Revenues	Uses of Capital Funds	Annual Unlinked Trips	Annual Vehicle Revenue Miles	Annual Vehicle Revenue Hours
Demand Response	19	-	\$2,135,855	\$58,137	\$59,800	146,807	418,848	29,523
Total	19	-	\$2,135,855	\$58,137	\$59,800	146,807	418,848	29,523

Performance Measures

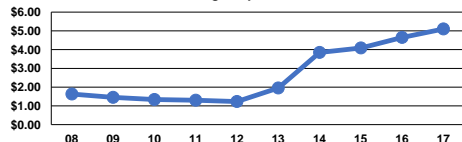
Service Efficiency

Mode	Operating Expenses per Vehicle Revenue Mile	Operating Expenses per Vehicle Revenue Hour
Demand Response	\$5.10	\$72.35
Total	\$5.10	\$72.35

Service Effectiveness

Mode	Operating Expenses per Unlinked Passenger Trip	Unlinked Trips per Vehicle Revenue Mile	Unlinked Trips per Vehicle Revenue Hour
Demand Response	\$14.55	0.4	5.0
Total	\$14.55	0.4	5.0

Operating Expense per Vehicle Revenue Mile: Agency Total



Unlinked Passenger Trips per Vehicle Revenue Mile: Agency Total

