

# Clinton Municipal Transit Administration

2017 Annual Agency Profile

## General Information

### Service Consumption

318,335 Annual Unlinked Trips (UPT)

### Service Supplied

376,357 Annual Vehicle Revenue Miles (VRM)

26,858 Annual Vehicle Revenue Hours (VRH)

### Summary of Operating Expenses (OE)

\$1,698,523 Total Operating Expenses

### Database Information

NTDID: 7R01-70173

Reporter Type: Rural General Public Transit

## Financial Information

### Sources of Operating Funds Expended

Fare Revenues	\$109,427	6.4%
Local Funds	\$360,222	21.2%
State Funds	\$234,127	13.8%
Federal Assistance	\$613,105	36.1%
Other Funds	\$381,642	22.5%

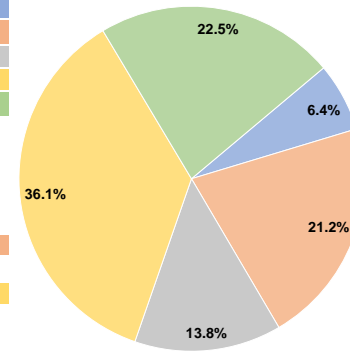
**Total Operating Funds Expended \$1,698,523 100.0%**

### Sources of Capital Funds Expended

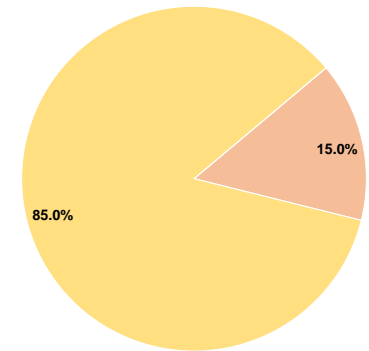
Fare Revenues	\$0	0.0%
Local Funds	\$27,209	15.0%
State Funds	\$0	0.0%
Federal Assistance	\$154,185	85.0%
Other Funds	\$0	0.0%

**Total Capital Funds Expended \$181,394 100.0%**

### Operating Funding Sources



### Capital Funding Sources



## Modal Characteristics

### Operation Characteristics

#### Vehicles Operated at Maximum Service

Mode	Directly Operated	Purchased Transportation	Operating Expenses	Fare Revenues	Uses of Capital Funds	Annual Unlinked Trips	Annual Vehicle Revenue Miles	Annual Vehicle Revenue Hours
Demand Response	8	-	\$268,570	\$25,781	\$163,773	32,625	141,898	8,476
Bus	7	-	\$1,429,953	\$83,646	\$17,621	285,710	234,459	18,382
<b>Total</b>	<b>15</b>	<b>-</b>	<b>\$1,698,523</b>	<b>\$109,427</b>	<b>\$181,394</b>	<b>318,335</b>	<b>376,357</b>	<b>26,858</b>

### Performance Measures

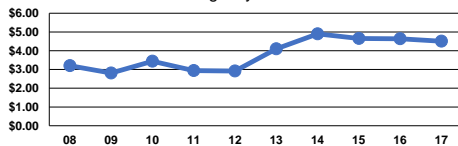
#### Service Efficiency

Mode	Operating Expenses per Vehicle Revenue Mile	Operating Expenses per Vehicle Revenue Hour
Demand Response	\$1.89	\$31.69
Bus	\$6.10	\$77.79
<b>Total</b>	<b>\$4.51</b>	<b>\$63.24</b>

#### Service Effectiveness

Mode	Operating Expenses per Unlinked Passenger Trip	Unlinked Trips per Vehicle Revenue Mile	Unlinked Trips per Vehicle Revenue Hour
Demand Response	\$8.23	0.2	3.8
Bus	\$5.00	1.2	15.5
<b>Total</b>	<b>\$5.34</b>	<b>0.8</b>	<b>11.9</b>

Operating Expense per Vehicle Revenue Mile: Agency Total



Unlinked Passenger Trips per Vehicle Revenue Mile: Agency Total

