

Northeast Iowa Community Action Corporation

2017 Annual Agency Profile

General Information

Service Consumption

173,651 Annual Unlinked Trips (UPT)

Service Supplied

1,200,904 Annual Vehicle Revenue Miles (VRM)

107,365 Annual Vehicle Revenue Hours (VRH)

Summary of Operating Expenses (OE)

\$3,405,798 Total Operating Expenses

Database Information

NTDID: 7R01-70195

Reporter Type: Rural General Public Transit

Financial Information

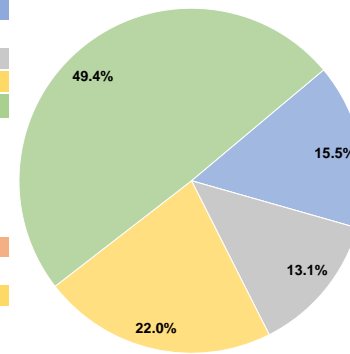
Sources of Operating Funds Expended

Fare Revenues	\$528,802	15.5%
Local Funds	\$0	0.0%
State Funds	\$447,587	13.1%
Federal Assistance	\$747,911	22.0%
Other Funds	\$1,681,498	49.4%
Total Operating Funds Expended	\$3,405,798	100.0%

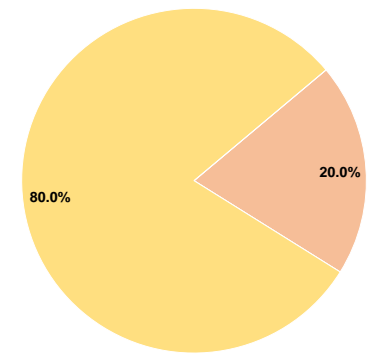
Sources of Capital Funds Expended

Fare Revenues	\$0	0.0%
Local Funds	\$32,565	20.0%
State Funds	\$0	0.0%
Federal Assistance	\$130,260	80.0%
Other Funds	\$0	0.0%
Total Capital Funds Expended	\$162,825	100.0%

Operating Funding Sources



Capital Funding Sources



Modal Characteristics

Operation Characteristics

Vehicles Operated at Maximum Service

Mode	Directly Operated	Purchased Transportation	Operating Expenses	Fare Revenues	Uses of Capital Funds	Annual Unlinked Trips	Annual Vehicle Revenue Miles	Annual Vehicle Revenue Hours
Demand Response	45	-	\$3,405,798	\$528,802	\$162,825	173,651	1,200,904	107,365
Total	45	-	\$3,405,798	\$528,802	\$162,825	173,651	1,200,904	107,365

Performance Measures

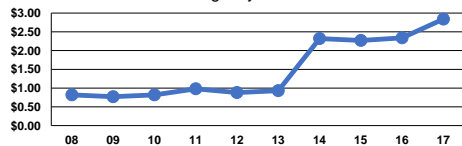
Service Efficiency

Mode	Operating Expenses per Vehicle Revenue Mile	Operating Expenses per Vehicle Revenue Hour
Demand Response	\$2.84	\$31.72
Total	\$2.84	\$31.72

Service Effectiveness

Mode	Operating Expenses per Unlinked Passenger Trip	Unlinked Trips per Vehicle Revenue Mile	Unlinked Trips per Vehicle Revenue Hour
Demand Response	\$19.61	0.1	1.6
Total	\$19.61	0.1	1.6

Operating Expense per Vehicle Revenue Mile: Agency Total



Unlinked Passenger Trips per Vehicle Revenue Mile: Agency Total

