

Lincoln County Public Transportation

2017 Annual Agency Profile

General Information

Service Consumption

906 Annual Unlinked Trips (UPT)

Service Supplied

9,945 Annual Vehicle Revenue Miles (VRM)

204 Annual Vehicle Revenue Hours (VRH)

Summary of Operating Expenses (OE)

\$55,221 Total Operating Expenses

Database Information

NTDID: 7R02-70087

Reporter Type: Rural General Public Transit

Financial Information

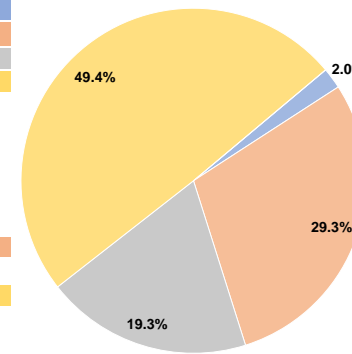
Sources of Operating Funds Expended

Fare Revenues	\$1,085	2.0%
Local Funds	\$16,162	29.3%
State Funds	\$10,670	19.3%
Federal Assistance	\$27,304	49.4%
Other Funds	\$0	0.0%
Total Operating Funds Expended	\$55,221	100.0%

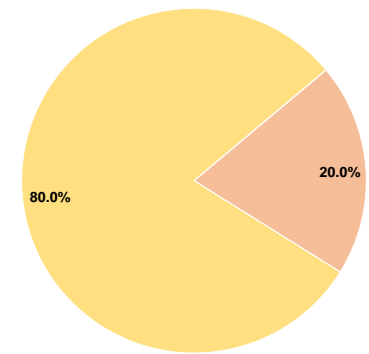
Sources of Capital Funds Expended

Fare Revenues	\$0	0.0%
Local Funds	\$7,516	20.0%
State Funds	\$0	0.0%
Federal Assistance	\$30,065	80.0%
Other Funds	\$0	0.0%
Total Capital Funds Expended	\$37,581	100.0%

Operating Funding Sources



Capital Funding Sources



Modal Characteristics

Operation Characteristics

Vehicles Operated at Maximum Service

Mode	Directly Operated	Purchased Transportation	Operating Expenses	Fare Revenues	Uses of Capital Funds	Annual Unlinked Trips	Annual Vehicle Revenue Miles	Annual Vehicle Revenue Hours
Demand Response	2	-	\$55,221	\$1,085	\$37,581	906	9,945	204
Total	2	-	\$55,221	\$1,085	\$37,581	906	9,945	204

Performance Measures

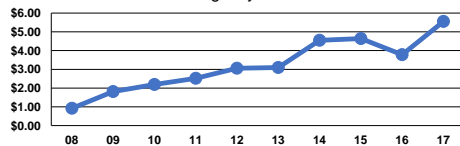
Service Efficiency

Mode	Operating Expenses per Vehicle Revenue Mile	Operating Expenses per Vehicle Revenue Hour
Demand Response	\$5.55	\$270.69
Total	\$5.55	\$270.69

Service Effectiveness

Mode	Operating Expenses per Unlinked Passenger Trip	Unlinked Trips per Vehicle Revenue Mile	Unlinked Trips per Vehicle Revenue Hour
Demand Response	\$60.95	0.1	4.4
Total	\$60.95	0.1	4.4

Operating Expense per Vehicle Revenue Mile: Agency Total



Unlinked Passenger Trips per Vehicle Revenue Mile: Agency Total

