

Pratt County RSVP

2017 Annual Agency Profile

General Information

Service Consumption

17,757 Annual Unlinked Trips (UPT)

Service Supplied

38,696 Annual Vehicle Revenue Miles (VRM)
3,059 Annual Vehicle Revenue Hours (VRH)

Summary of Operating Expenses (OE)

\$57,123 Total Operating Expenses

Database Information

NTDID: 7R02-70141

Reporter Type: Rural General Public Transit

Financial Information

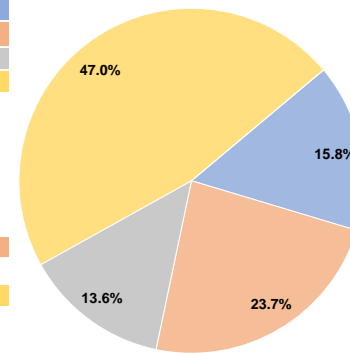
Sources of Operating Funds Expended

Fare Revenues	\$9,000	15.8%
Local Funds	\$13,513	23.7%
State Funds	\$7,777	13.6%
Federal Assistance	\$26,833	47.0%
Other Funds	\$0	0.0%
Total Operating Funds Expended	\$57,123	100.0%

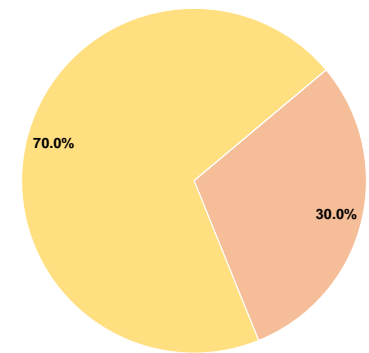
Sources of Capital Funds Expended

Fare Revenues	\$0	0.0%
Local Funds	\$11,665	30.0%
State Funds	\$0	0.0%
Federal Assistance	\$27,218	70.0%
Other Funds	\$0	0.0%
Total Capital Funds Expended	\$38,883	100.0%

Operating Funding Sources



Capital Funding Sources



Modal Characteristics

Operation Characteristics

Vehicles Operated at Maximum Service

Mode	Directly Operated	Purchased Transportation	Operating Expenses	Fare Revenues	Uses of Capital Funds	Annual Unlinked Trips	Annual Vehicle Revenue Miles	Annual Vehicle Revenue Hours
Demand Response	3	-	\$57,123	\$9,000	\$38,883	17,757	38,696	3,059
Total	3	-	\$57,123	\$9,000	\$38,883	17,757	38,696	3,059

Performance Measures

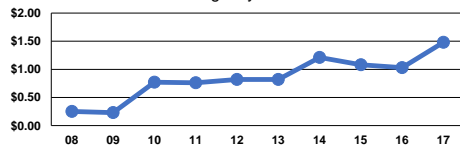
Service Efficiency

Mode	Operating Expenses per Vehicle Revenue Mile	Operating Expenses per Vehicle Revenue Hour
Demand Response	\$1.48	\$18.67
Total	\$1.48	\$18.67

Service Effectiveness

Mode	Operating Expenses per Unlinked Passenger Trip	Unlinked Trips per Vehicle Revenue Mile	Unlinked Trips per Vehicle Revenue Hour
Demand Response	\$3.22	0.5	5.8
Total	\$3.22	0.5	5.8

Operating Expense per Vehicle Revenue Mile: Agency Total



Unlinked Passenger Trips per Vehicle Revenue Mile: Agency Total

