

Doniphan County Services and Workskills

2017 Annual Agency Profile

General Information

Service Consumption

6,710 Annual Unlinked Trips (UPT)

Service Supplied

111,395 Annual Vehicle Revenue Miles (VRM)
 3,543 Annual Vehicle Revenue Hours (VRH)

Summary of Operating Expenses (OE)

\$90,626 Total Operating Expenses

Database Information

NTDID: 7R02-70142

Reporter Type: Rural General Public Transit

Financial Information

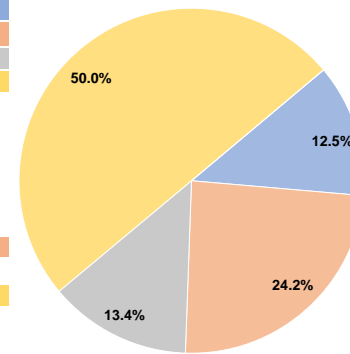
Sources of Operating Funds Expended

Fare Revenues	\$11,320	12.5%
Local Funds	\$21,917	24.2%
State Funds	\$12,111	13.4%
Federal Assistance	\$45,278	50.0%
Other Funds	\$0	0.0%
Total Operating Funds Expended	\$90,626	100.0%

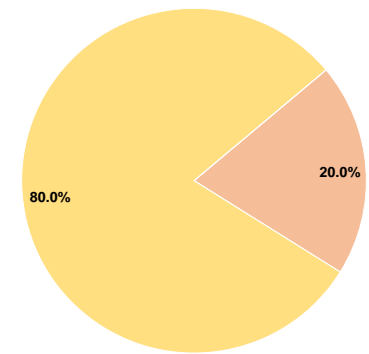
Sources of Capital Funds Expended

Fare Revenues	\$0	0.0%
Local Funds	\$9,403	20.0%
State Funds	\$0	0.0%
Federal Assistance	\$37,613	80.0%
Other Funds	\$0	0.0%
Total Capital Funds Expended	\$47,016	100.0%

Operating Funding Sources



Capital Funding Sources



Modal Characteristics

Operation Characteristics

Vehicles Operated at Maximum Service

Mode	Directly Operated	Purchased Transportation	Operating Expenses	Fare Revenues	Uses of Capital Funds	Annual Unlinked Trips	Annual Vehicle Revenue Miles	Annual Vehicle Revenue Hours
Demand Response	3	-	\$90,626	\$11,320	\$47,016	6,710	111,395	3,543
Total	3	-	\$90,626	\$11,320	\$47,016	6,710	111,395	3,543

Performance Measures

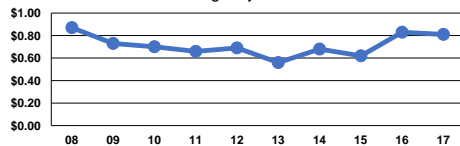
Service Efficiency

Mode	Operating Expenses per Vehicle Revenue Mile	Operating Expenses per Vehicle Revenue Hour
Demand Response	\$0.81	\$25.58
Total	\$0.81	\$25.58

Service Effectiveness

Mode	Operating Expenses per Unlinked Passenger Trip	Unlinked Trips per Vehicle Revenue Mile	Unlinked Trips per Vehicle Revenue Hour
Demand Response	\$13.51	0.1	1.9
Total	\$13.51	0.1	1.9

Operating Expense per Vehicle Revenue Mile: Agency Total



Unlinked Passenger Trips per Vehicle Revenue Mile: Agency Total

