

Four County Mental Health, Inc.

2017 Annual Agency Profile

General Information

Service Consumption

41,491 Annual Unlinked Trips (UPT)

Service Supplied

684,991 Annual Vehicle Revenue Miles (VRM)
 33,383 Annual Vehicle Revenue Hours (VRH)

Summary of Operating Expenses (OE)

\$1,218,314 Total Operating Expenses

Database Information

NTDID: 7R02-70209

Reporter Type: Rural General Public Transit

Financial Information

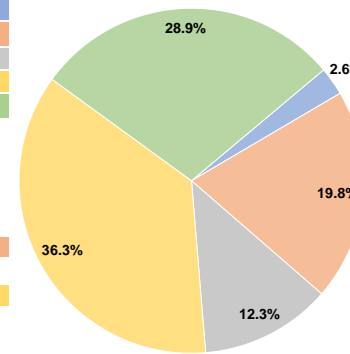
Sources of Operating Funds Expended

Fare Revenues	\$32,246	2.6%
Local Funds	\$241,809	19.8%
State Funds	\$149,911	12.3%
Federal Assistance	\$442,546	36.3%
Other Funds	\$351,802	28.9%
Total Operating Funds Expended	\$1,218,314	100.0%

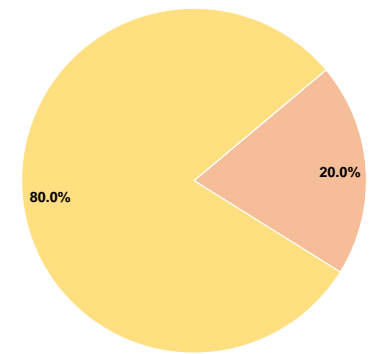
Sources of Capital Funds Expended

Fare Revenues	\$0	0.0%
Local Funds	\$41,076	20.0%
State Funds	\$0	0.0%
Federal Assistance	\$164,304	80.0%
Other Funds	\$0	0.0%
Total Capital Funds Expended	\$205,380	100.0%

Operating Funding Sources



Capital Funding Sources



Modal Characteristics

Operation Characteristics

Vehicles Operated at Maximum Service

Mode	Directly Operated	Purchased Transportation	Operating Expenses	Fare Revenues	Uses of Capital Funds	Annual Unlinked Trips	Annual Vehicle Revenue Miles	Annual Vehicle Revenue Hours
Demand Response	25	-	\$1,218,314	\$32,246	\$205,380	41,491	684,991	33,383
Total	25	-	\$1,218,314	\$32,246	\$205,380	41,491	684,991	33,383

Performance Measures

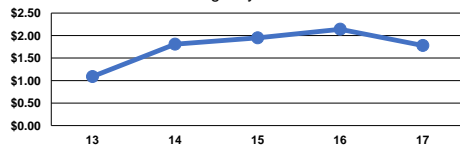
Service Efficiency

Mode	Operating Expenses per Vehicle Revenue Mile	Operating Expenses per Vehicle Revenue Hour
Demand Response	\$1.78	\$36.50
Total	\$1.78	\$36.50

Service Effectiveness

Mode	Operating Expenses per Unlinked Passenger Trip	Unlinked Trips per Vehicle Revenue Mile	Unlinked Trips per Vehicle Revenue Hour
Demand Response	\$29.36	0.1	1.2
Total	\$29.36	0.1	1.2

Operating Expense per Vehicle Revenue Mile: Agency Total



Unlinked Passenger Trips per Vehicle Revenue Mile: Agency Total

