http://www.futures-unlimited.org
2410 North A Street
Wellington, KS 67152

Futures Unlimited

2017 Annual Agency Profile

General Information

Service Consumption

33,599 **Annual Unlinked Trips (UPT)**

Service Supplied

130,692 **Annual Vehicle Revenue Miles (VRM)**
9,176 **Annual Vehicle Revenue Hours (VRH)**

Summary of Operating Expenses (OE)

$287,813 **Total Operating Expenses**

Database Information

NTDID: 7R02-70259
Reporter Type: Rural General Public Transit

Financial Information

Sources of Operating Funds Expended

Fare Revenues	$31,128	10.8%
Local Funds	$36,645	12.7%
State Funds	$43,192	15.0%
Federal Assistance	$140,560	48.8%
Other Funds	$36,288	12.6%
Total Operating Funds Expended	**$287,813**	100.0%

Sources of Capital Funds Expended

Fare Revenues	$0	0.0%
Local Funds	$19,566	20.0%
State Funds	$0	0.0%
Federal Assistance	$78,262	80.0%
Other Funds	$0	0.0%
Total Capital Funds Expended	**$97,828**	100.0%

Operating Funding Sources

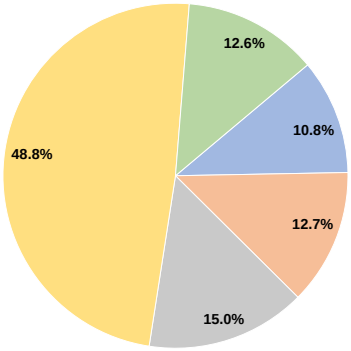

Capital Funding Sources

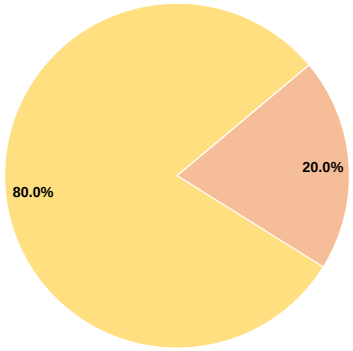

Modal Characteristics

Operation Characteristics

Mode	Vehicles Operated at Maximum Service: Directly Operated	Vehicles Operated at Maximum Service: Purchased Transportation	Operating Expenses	Fare Revenues	Uses of Capital Funds	Annual Unlinked Trips	Annual Vehicle Revenue Miles	Annual Vehicle Revenue Hours
Demand Response	6	-	$287,813	$31,128	$97,828	33,599	130,692	9,176
Total	**6**	**-**	**$287,813**	**$31,128**	**$97,828**	**33,599**	**130,692**	**9,176**

Performance Measures

Service Efficiency

Mode	Operating Expenses per Vehicle Revenue Mile	Operating Expenses per Vehicle Revenue Hour
Demand Response	$2.20	$31.37
Total	**$2.20**	**$31.37**

Service Effectiveness

Mode	Operating Expenses per Unlinked Passenger Trip	Unlinked Trips per Vehicle Revenue Mile	Unlinked Trips per Vehicle Revenue Hour
Demand Response	$8.57	0.3	3.7
Total	**$8.57**	**0.3**	**3.7**

Operating Expense per Vehicle Revenue Mile: Agency Total

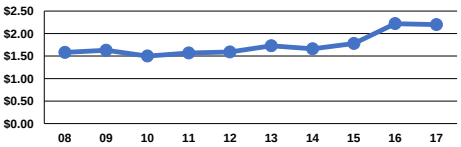
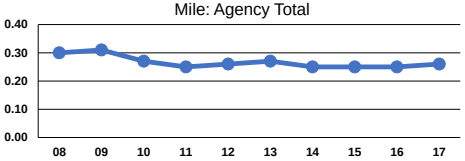
Unlinked Passenger Trips per Vehicle Revenue Mile: Agency Total