

# Dunklin County Transit Service, Inc.

2017 Annual Agency Profile

## General Information

### Service Consumption

38,422 Annual Unlinked Trips (UPT)

### Service Supplied

337,605 Annual Vehicle Revenue Miles (VRM)

18,491 Annual Vehicle Revenue Hours (VRH)

### Summary of Operating Expenses (OE)

\$517,047 Total Operating Expenses

### Database Information

NTDID: 7R03-70063

Reporter Type: Rural General Public Transit

## Financial Information

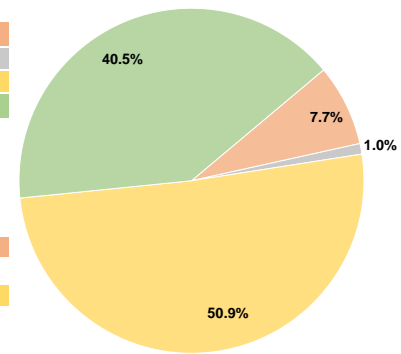
### Sources of Operating Funds Expended

Fare Revenues	\$0	0.0%
Local Funds	\$39,568	7.7%
State Funds	\$5,123	1.0%
Federal Assistance	\$263,000	50.9%
Other Funds	\$209,356	40.5%
<b>Total Operating Funds Expended</b>	<b>\$517,047</b>	<b>100.0%</b>

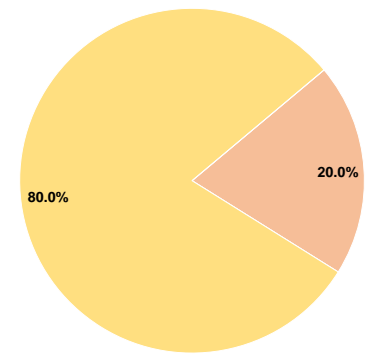
### Sources of Capital Funds Expended

Fare Revenues	\$0	0.0%
Local Funds	\$10,109	20.0%
State Funds	\$0	0.0%
Federal Assistance	\$40,440	80.0%
Other Funds	\$0	0.0%
<b>Total Capital Funds Expended</b>	<b>\$50,549</b>	<b>100.0%</b>

### Operating Funding Sources



### Capital Funding Sources



## Modal Characteristics

### Operation Characteristics

#### Vehicles Operated at Maximum Service

Mode	Directly Operated	Purchased Transportation	Operating Expenses	Fare Revenues	Uses of Capital Funds	Annual Unlinked Trips	Annual Vehicle Revenue Miles	Annual Vehicle Revenue Hours
Demand Response	15	-	\$517,047	\$0	\$50,549	38,422	337,605	18,491
<b>Total</b>	<b>15</b>	<b>-</b>	<b>\$517,047</b>	<b>\$0</b>	<b>\$50,549</b>	<b>38,422</b>	<b>337,605</b>	<b>18,491</b>

### Performance Measures

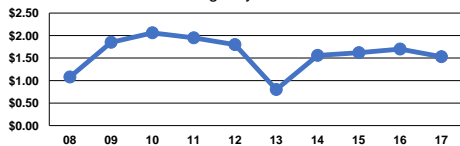
#### Service Efficiency

Mode	Operating Expenses per Vehicle Revenue Mile	Operating Expenses per Vehicle Revenue Hour
Demand Response	\$1.53	\$27.96
<b>Total</b>	<b>\$1.53</b>	<b>\$27.96</b>

#### Service Effectiveness

Mode	Operating Expenses per Unlinked Passenger Trip	Unlinked Trips per Vehicle Revenue Mile	Unlinked Trips per Vehicle Revenue Hour
Demand Response	\$13.46	0.1	2.1
<b>Total</b>	<b>\$13.46</b>	<b>0.1</b>	<b>2.1</b>

Operating Expense per Vehicle Revenue Mile: Agency Total



Unlinked Passenger Trips per Vehicle Revenue Mile: Agency Total

