http://www.new-madrid.mo.us/index.aspx?nid=153
560 Mott Street
New Madrid, MO 63869-0096

City of New Madrid

2017 Annual Agency Profile

General Information

Service Consumption

6,619 **Annual Unlinked Trips (UPT)**

Service Supplied

12,681 **Annual Vehicle Revenue Miles (VRM)**
1,688 **Annual Vehicle Revenue Hours (VRH)**

Summary of Operating Expenses (OE)

$100,024 **Total Operating Expenses**

Database Information

NTDID: 7R03-70147
Reporter Type: Rural General Public Transit

Financial Information

Sources of Operating Funds Expended

Fare Revenues	$8,689	8.7%
Local Funds	$49,337	49.3%
State Funds	$1,113	1.1%
Federal Assistance	$40,885	40.9%
Other Funds	$0	0.0%
Total Operating Funds Expended	**$100,024**	100.0%

Sources of Capital Funds Expended

Fare Revenues	$0
Local Funds	$0
State Funds	$0
Federal Assistance	$0
Other Funds	$0
Total Capital Funds Expended	**$0**

Operating Funding Sources

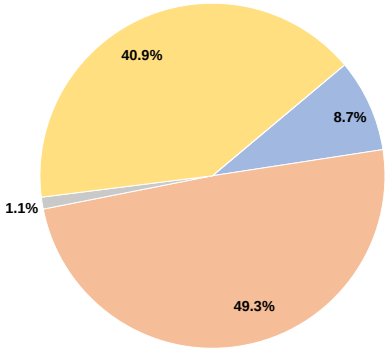

Modal Characteristics

Operation Characteristics

Mode	Vehicles Operated at Maximum Service: Directly Operated	Vehicles Operated at Maximum Service: Purchased Transportation	Operating Expenses	Fare Revenues	Uses of Capital Funds	Annual Unlinked Trips	Annual Vehicle Revenue Miles	Annual Vehicle Revenue Hours
Demand Response	2	-	$100,024	$8,689	$0	6,619	12,681	1,688
Total	**2**	**-**	**$100,024**	**$8,689**	**$0**	**6,619**	**12,681**	**1,688**

Performance Measures

Mode	Service Efficiency: Operating Expenses per Vehicle Revenue Mile	Service Efficiency: Operating Expenses per Vehicle Revenue Hour
Demand Response	$7.89	$59.26
Total	**$7.89**	**$59.26**

Mode	Service Effectiveness: Operating Expenses per Unlinked Passenger Trip	Service Effectiveness: Unlinked Trips per Vehicle Revenue Mile	Service Effectiveness: Unlinked Trips per Vehicle Revenue Hour
Demand Response	$15.11	0.5	3.9
Total	**$15.11**	**0.5**	**3.9**

Operating Expense per Vehicle Revenue Mile: Agency Total

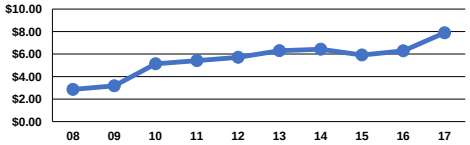
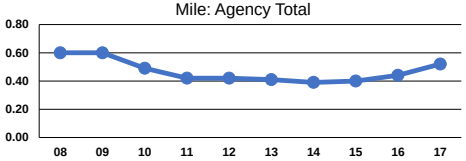
Unlinked Passenger Trips per Vehicle Revenue Mile: Agency Total