

General Information

Service Consumption

32,081 Annual Unlinked Trips (UPT)

Service Supplied

250,984 Annual Vehicle Revenue Miles (VRM)
18,915 Annual Vehicle Revenue Hours (VRH)

Summary of Operating Expenses (OE)

\$544,892 Total Operating Expenses

Database Information

NTDID: 7R03-70263

Reporter Type: Rural General Public Transit

Financial Information

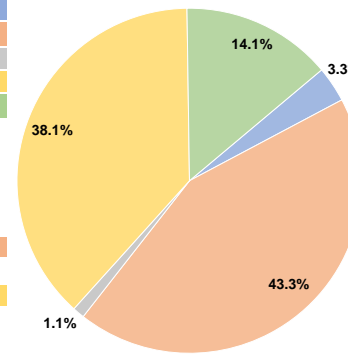
Sources of Operating Funds Expended

| | | |
|---------------------------------------|------------------|---------------|
| Fare Revenues | \$18,240 | 3.3% |
| Local Funds | \$236,123 | 43.3% |
| State Funds | \$6,093 | 1.1% |
| Federal Assistance | \$207,500 | 38.1% |
| Other Funds | \$76,936 | 14.1% |
| Total Operating Funds Expended | \$544,892 | 100.0% |

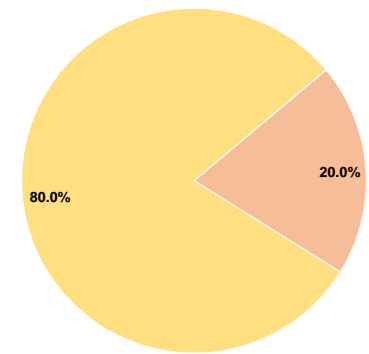
Sources of Capital Funds Expended

| | | |
|-------------------------------------|-----------------|---------------|
| Fare Revenues | \$0 | 0.0% |
| Local Funds | \$10,679 | 20.0% |
| State Funds | \$0 | 0.0% |
| Federal Assistance | \$42,716 | 80.0% |
| Other Funds | \$0 | 0.0% |
| Total Capital Funds Expended | \$53,395 | 100.0% |

Operating Funding Sources



Capital Funding Sources



Modal Characteristics

Operation Characteristics

Vehicles Operated at Maximum Service

| Mode | Directly Operated | Purchased Transportation | Operating Expenses | Fare Revenues | Uses of Capital Funds | Annual Unlinked Trips | Annual Vehicle Revenue Miles | Annual Vehicle Revenue Hours |
|-----------------|-------------------|--------------------------|--------------------|-----------------|-----------------------|-----------------------|------------------------------|------------------------------|
| Demand Response | 11 | - | \$544,892 | \$18,240 | \$53,395 | 32,081 | 250,984 | 18,915 |
| Total | 11 | - | \$544,892 | \$18,240 | \$53,395 | 32,081 | 250,984 | 18,915 |

Performance Measures

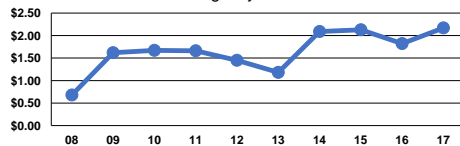
Service Efficiency

| Mode | Operating Expenses per Vehicle Revenue Mile | Operating Expenses per Vehicle Revenue Hour |
|-----------------|---|---|
| Demand Response | \$2.17 | \$28.81 |
| Total | \$2.17 | \$28.81 |

Service Effectiveness

| Mode | Operating Expenses per Unlinked Passenger Trip | Unlinked Trips per Vehicle Revenue Mile | Unlinked Trips per Vehicle Revenue Hour |
|-----------------|--|---|---|
| Demand Response | \$16.98 | 0.1 | 1.7 |
| Total | \$16.98 | 0.1 | 1.7 |

Operating Expense per Vehicle Revenue Mile: Agency Total



Unlinked Passenger Trips per Vehicle Revenue Mile: Agency Total

