

Mid-Nebraska Community Action

2017 Annual Agency Profile

General Information

Service Consumption

127,512 Annual Unlinked Trips (UPT)

Service Supplied

434,139 Annual Vehicle Revenue Miles (VRM)

36,337 Annual Vehicle Revenue Hours (VRH)

Summary of Operating Expenses (OE)

\$1,678,535 Total Operating Expenses

Database Information

NTDID: 7R04-70081

Reporter Type: Rural General Public Transit

Financial Information

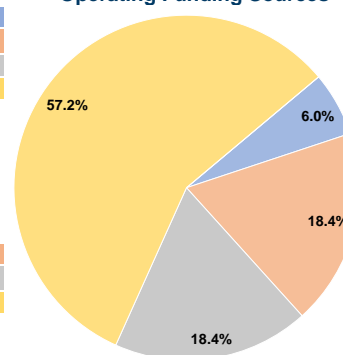
Sources of Operating Funds Expended

Fare Revenues	\$100,946	6.0%
Local Funds	\$309,023	18.4%
State Funds	\$309,023	18.4%
Federal Assistance	\$959,543	57.2%
Other Funds	\$0	0.0%
Total Operating Funds Expended	\$1,678,535	100.0%

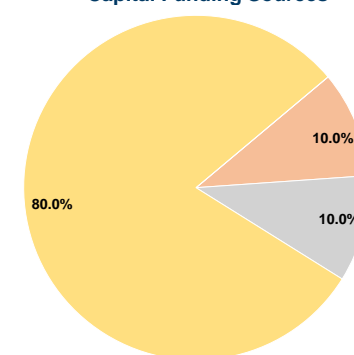
Sources of Capital Funds Expended

Fare Revenues	\$0	0.0%
Local Funds	\$9,252	10.0%
State Funds	\$9,252	10.0%
Federal Assistance	\$74,004	80.0%
Other Funds	\$0	0.0%
Total Capital Funds Expended	\$92,508	100.0%

Operating Funding Sources



Capital Funding Sources



Modal Characteristics

Operation Characteristics

Vehicles Operated at Maximum Service

Mode	Directly Operated	Purchased Transportation	Operating Expenses	Fare Revenues	Uses of Capital Funds	Annual Unlinked Trips	Annual Vehicle Revenue Miles	Annual Vehicle Revenue Hours
Demand Response	36	-	\$1,678,535	\$100,946	\$92,508	127,512	434,139	36,337
Total	36	-	\$1,678,535	\$100,946	\$92,508	127,512	434,139	36,337

Performance Measures

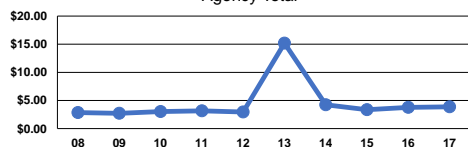
Service Efficiency

Mode	Operating Expenses per Vehicle Revenue Mile	Operating Expenses per Vehicle Revenue Hour
Demand Response	\$3.87	\$46.19
Total	\$3.87	\$46.19

Service Effectiveness

Mode	Operating Expenses per Unlinked Passenger Trip	Unlinked Trips per Vehicle Revenue Mile	Unlinked Trips per Vehicle Revenue Hour
Demand Response	\$13.16	0.3	3.5
Total	\$13.16	0.3	3.5

Operating Expense per Vehicle Revenue Mile:
Agency Total



Unlinked Passenger Trips per Vehicle Revenue
Mile: Agency Total

