

## Chase County 2017 Annual Agency Profile

### General Information

#### Service Consumption

27,019 Annual Unlinked Trips (UPT)

#### Service Supplied

57,596 Annual Vehicle Revenue Miles (VRM)

4,720 Annual Vehicle Revenue Hours (VRH)

#### Summary of Operating Expenses (OE)

\$157,141 Total Operating Expenses

#### Database Information

NTDID: 7R04-70128

Reporter Type: Rural General Public Transit

### Financial Information

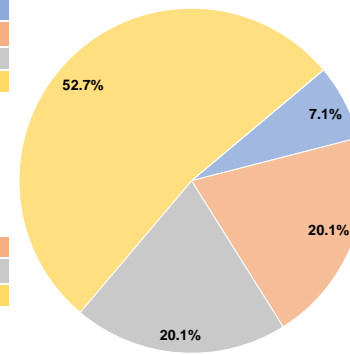
#### Sources of Operating Funds Expended

Fare Revenues	\$11,159	7.1%
Local Funds	\$31,570	20.1%
State Funds	\$31,570	20.1%
Federal Assistance	\$82,842	52.7%
Other Funds	\$0	0.0%
<b>Total Operating Funds Expended</b>	<b>\$157,141</b>	<b>100.0%</b>

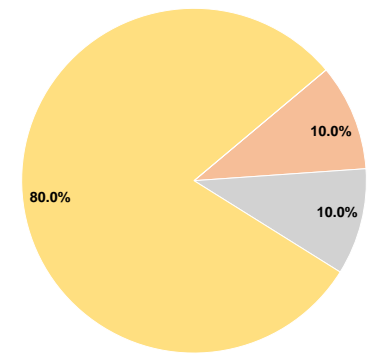
#### Sources of Capital Funds Expended

Fare Revenues	\$0	0.0%
Local Funds	\$3,624	10.0%
State Funds	\$3,624	10.0%
Federal Assistance	\$28,984	80.0%
Other Funds	\$0	0.0%
<b>Total Capital Funds Expended</b>	<b>\$36,232</b>	<b>100.0%</b>

#### Operating Funding Sources



#### Capital Funding Sources



### Modal Characteristics

#### Operation Characteristics

##### Vehicles Operated at Maximum Service

Mode	Directly Operated	Purchased Transportation	Operating Expenses	Fare Revenues	Uses of Capital Funds	Annual Unlinked Trips	Annual Vehicle Revenue Miles	Annual Vehicle Revenue Hours
Demand Response	5	-	\$157,141	\$11,159	\$36,232	27,019	57,596	4,720
<b>Total</b>	<b>5</b>	<b>-</b>	<b>\$157,141</b>	<b>\$11,159</b>	<b>\$36,232</b>	<b>27,019</b>	<b>57,596</b>	<b>4,720</b>

#### Performance Measures

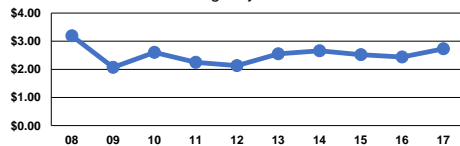
##### Service Efficiency

Mode	Operating Expenses per Vehicle Revenue Mile	Operating Expenses per Vehicle Revenue Hour
Demand Response	\$2.73	\$33.29
<b>Total</b>	<b>\$2.73</b>	<b>\$33.29</b>

##### Service Effectiveness

Mode	Operating Expenses per Unlinked Passenger Trip	Unlinked Trips per Vehicle Revenue Mile	Unlinked Trips per Vehicle Revenue Hour
Demand Response	\$5.82	0.5	5.7
<b>Total</b>	<b>\$5.82</b>	<b>0.5</b>	<b>5.7</b>

Operating Expense per Vehicle Revenue Mile: Agency Total



Unlinked Passenger Trips per Vehicle Revenue Mile: Agency Total

