

# Avera Creighton Hospital

2017 Annual Agency Profile

## General Information

### Service Consumption

1,981 Annual Unlinked Trips (UPT)

### Service Supplied

62,585 Annual Vehicle Revenue Miles (VRM)  
2,308 Annual Vehicle Revenue Hours (VRH)

### Summary of Operating Expenses (OE)

\$80,956 Total Operating Expenses

### Database Information

NTDID: 7R04-70216

Reporter Type: Rural General Public Transit

## Financial Information

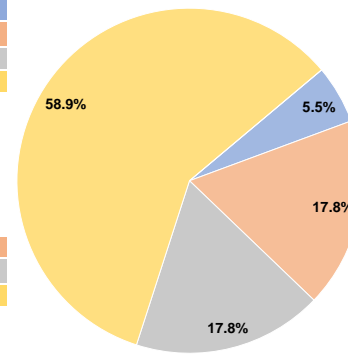
### Sources of Operating Funds Expended

Fare Revenues	\$4,432	5.5%
Local Funds	\$14,414	17.8%
State Funds	\$14,414	17.8%
Federal Assistance	\$47,696	58.9%
Other Funds	\$0	0.0%
<b>Total Operating Funds Expended</b>	<b>\$80,956</b>	<b>100.0%</b>

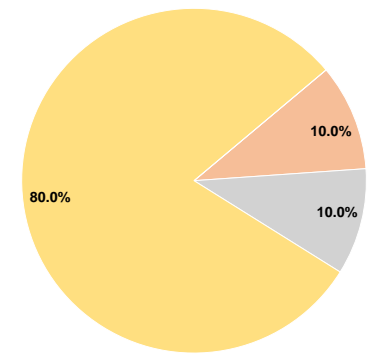
### Sources of Capital Funds Expended

Fare Revenues	\$0	0.0%
Local Funds	\$7,247	10.0%
State Funds	\$7,247	10.0%
Federal Assistance	\$57,968	80.0%
Other Funds	\$0	0.0%
<b>Total Capital Funds Expended</b>	<b>\$72,462</b>	<b>100.0%</b>

### Operating Funding Sources



### Capital Funding Sources



## Modal Characteristics

### Operation Characteristics

#### Vehicles Operated at Maximum Service

Mode	Directly Operated	Purchased Transportation	Operating Expenses	Fare Revenues	Uses of Capital Funds	Annual Unlinked Trips	Annual Vehicle Revenue Miles	Annual Vehicle Revenue Hours
Demand Response	5	-	\$80,956	\$4,432	\$72,462	1,981	62,585	2,308
<b>Total</b>	<b>5</b>	<b>-</b>	<b>\$80,956</b>	<b>\$4,432</b>	<b>\$72,462</b>	<b>1,981</b>	<b>62,585</b>	<b>2,308</b>

### Performance Measures

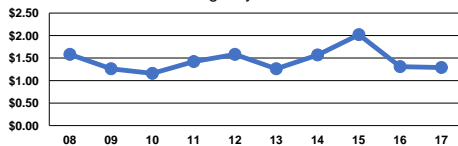
#### Service Efficiency

Mode	Operating Expenses per Vehicle Revenue Mile	Operating Expenses per Vehicle Revenue Hour
Demand Response	\$1.29	\$35.08
<b>Total</b>	<b>\$1.29</b>	<b>\$35.08</b>

#### Service Effectiveness

Mode	Operating Expenses per Unlinked Passenger Trip	Unlinked Trips per Vehicle Revenue Mile	Unlinked Trips per Vehicle Revenue Hour
Demand Response	\$40.87	0.0	0.9
<b>Total</b>	<b>\$40.87</b>	<b>0.0</b>	<b>0.9</b>

Operating Expense per Vehicle Revenue Mile: Agency Total



Unlinked Passenger Trips per Vehicle Revenue Mile: Agency Total

