

General Information

Service Consumption

7,495 Annual Unlinked Trips (UPT)

Service Supplied

10,947 Annual Vehicle Revenue Miles (VRM)
1,258 Annual Vehicle Revenue Hours (VRH)

Summary of Operating Expenses (OE)

\$59,889 Total Operating Expenses

Database Information

NTDID: 7R04-70265

Reporter Type: Rural General Public Transit

Financial Information

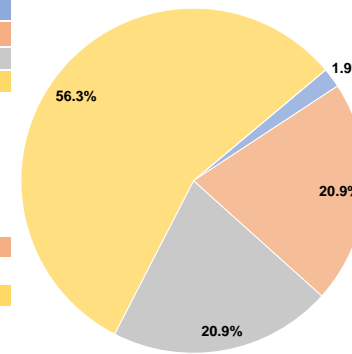
Sources of Operating Funds Expended

| | | |
|---------------------------------------|-----------------|---------------|
| Fare Revenues | \$1,110 | 1.9% |
| Local Funds | \$12,522 | 20.9% |
| State Funds | \$12,522 | 20.9% |
| Federal Assistance | \$33,735 | 56.3% |
| Other Funds | \$0 | 0.0% |
| Total Operating Funds Expended | \$59,889 | 100.0% |

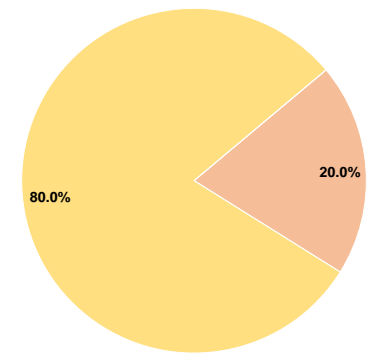
Sources of Capital Funds Expended

| | | |
|-------------------------------------|-----------------|---------------|
| Fare Revenues | \$0 | 0.0% |
| Local Funds | \$10,331 | 20.0% |
| State Funds | \$0 | 0.0% |
| Federal Assistance | \$41,321 | 80.0% |
| Other Funds | \$0 | 0.0% |
| Total Capital Funds Expended | \$51,652 | 100.0% |

Operating Funding Sources



Capital Funding Sources



Modal Characteristics

Operation Characteristics

Vehicles Operated at Maximum Service

| Mode | Directly Operated | Purchased Transportation | Operating Expenses | Fare Revenues | Uses of Capital Funds | Annual Unlinked Trips | Annual Vehicle Revenue Miles | Annual Vehicle Revenue Hours |
|-----------------|-------------------|--------------------------|--------------------|----------------|-----------------------|-----------------------|------------------------------|------------------------------|
| Demand Response | 2 | - | \$59,889 | \$1,110 | \$51,652 | 7,495 | 10,947 | 1,258 |
| Total | 2 | - | \$59,889 | \$1,110 | \$51,652 | 7,495 | 10,947 | 1,258 |

Performance Measures

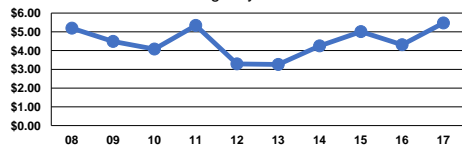
Service Efficiency

| Mode | Operating Expenses per Vehicle Revenue Mile | Operating Expenses per Vehicle Revenue Hour |
|-----------------|---|---|
| Demand Response | \$5.47 | \$47.61 |
| Total | \$5.47 | \$47.61 |

Service Effectiveness

| Mode | Operating Expenses per Unlinked Passenger Trip | Unlinked Trips per Vehicle Revenue Mile | Unlinked Trips per Vehicle Revenue Hour |
|-----------------|--|---|---|
| Demand Response | \$7.99 | 0.7 | 6.0 |
| Total | \$7.99 | 0.7 | 6.0 |

Operating Expense per Vehicle Revenue Mile: Agency Total



Unlinked Passenger Trips per Vehicle Revenue Mile: Agency Total

