

# Standing Rock Public Transportation

2017 Annual Agency Profile

## General Information

### Federally Recognized Tribal Statistical Areas

Standing Rock Reservation, SD--ND

### Service Consumption

16,679 Annual Unlinked Trips (UPT)

### Service Supplied

202,880 Annual Vehicle Revenue Miles (VRM)

8,953 Annual Vehicle Revenue Hours (VRH)

### Database Information

NTDID: 88140

Reporter Type: Tribal Reporter

## Financial Information

### Sources of Operating Funds Expended

Fare Revenues	\$62,798	6.1%
Local Funds	\$165,204	15.9%
State Funds	\$95,582	9.2%
Federal Assistance	\$714,140	68.8%
Other Funds	\$0	0.0%

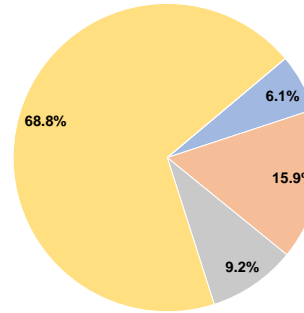
Total Operating Funds Expended \$1,037,724 100.0%

### Sources of Capital Funds Expended

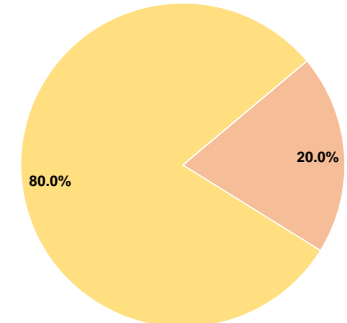
Fare Revenues	\$0	0.0%
Local Funds	\$98	20.0%
State Funds	\$0	0.0%
Federal Assistance	\$393	80.0%
Other Funds	\$0	0.0%

Total Capital Funds Expended \$491 100.0%

### Operating Funding Sources



### Capital Funding Sources



## Modal Characteristics

### Operation Characteristics

#### Vehicles Operated at Maximum Service

Mode	Directly Operated	Purchased Transportation	Operating Expenses	Fare Revenues	Uses of Capital Funds	Annual Unlinked Trips	Annual Vehicle Revenue Miles	Annual Vehicle Revenue Hours	Average Fleet Age in Years <sup>a</sup>
Demand Response	14	-	\$1,037,724	\$62,798	\$491	16,679	202,880	8,953	3.6
<b>Total</b>	<b>14</b>	<b>-</b>	<b>\$1,037,724</b>	<b>\$62,798</b>	<b>\$491</b>	<b>16,679</b>	<b>202,880</b>	<b>8,953</b>	

### Performance Measures

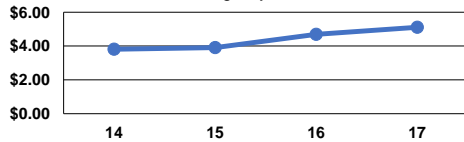
#### Service Efficiency

Mode	Operating Expenses per Vehicle Revenue Mile	Operating Expenses per Vehicle Revenue Hour
Demand Response	\$5.11	\$115.91
<b>Total</b>	<b>\$5.11</b>	<b>\$115.91</b>

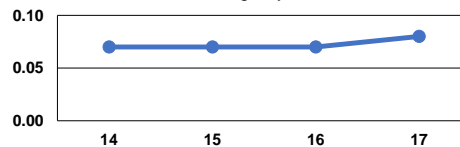
#### Service Effectiveness

Mode	Operating Expenses per Unlinked Passenger Trip	Unlinked Trips per Vehicle Revenue Mile	Unlinked Trips per Vehicle Revenue Hour
Demand Response	\$62.22	0.1	1.9
<b>Total</b>	<b>\$62.22</b>	<b>0.1</b>	<b>1.9</b>

Operating Expense per Vehicle Revenue Mile: Agency Total



Unlinked Passenger Trips per Vehicle Revenue Mile: Agency Total



### Notes:

<sup>a</sup>Demand Response - Taxi (DT) and non-dedicated fleets do not report fleet age data.