

Turtle Mountain Band of Chippewa Indian

2017 Annual Agency Profile

P.O. Box 900
Belcourt, ND 58316

General Information

Federally Recognized Tribal Statistical Areas

Turtle Mountain Reservation and Off-Reservation Trust Land, MT--ND--SD

Service Consumption

5,420 Annual Unlinked Trips (UPT)

Service Supplied

53,579 Annual Vehicle Revenue Miles (VRM)

3,008 Annual Vehicle Revenue Hours (VRH)

Database Information

NTDID: 88146

Reporter Type: Tribal Reporter

Financial Information

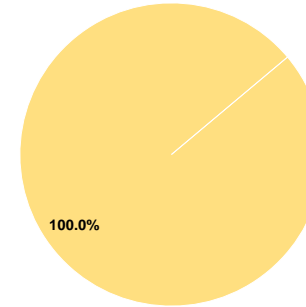
Sources of Operating Funds Expended

Fare Revenues	\$0	0.0%
Local Funds	\$0	0.0%
State Funds	\$0	0.0%
Federal Assistance	\$139,901	100.0%
Other Funds	\$0	0.0%
Total Operating Funds Expended	\$139,901	100.0%

Sources of Capital Funds Expended

Fare Revenues	\$0
Local Funds	\$0
State Funds	\$0
Federal Assistance	\$0
Other Funds	\$0
Total Capital Funds Expended	\$0

Operating Funding Sources



Modal Characteristics

Operation Characteristics

Vehicles Operated at Maximum Service

Mode	Directly Operated	Purchased Transportation	Operating Expenses	Fare Revenues	Uses of Capital Funds	Annual Unlinked Trips	Annual Vehicle Revenue Miles	Annual Vehicle Revenue Hours	Average Fleet Age in Years ^a
Bus	3	-	\$139,901	\$0	\$0	5,420	53,579	3,008	6.7
Total	3	-	\$139,901	\$0	\$0	5,420	53,579	3,008	

Performance Measures

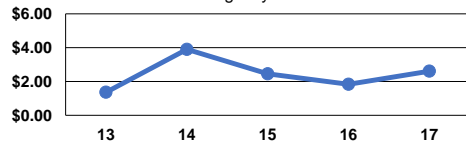
Service Efficiency

Mode	Operating Expenses per Vehicle Revenue Mile	Operating Expenses per Vehicle Revenue Hour
Bus	\$2.61	\$46.51
Total	\$2.61	\$46.51

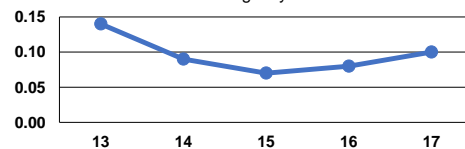
Service Effectiveness

Mode	Operating Expenses per Unlinked Passenger Trip	Unlinked Trips per Vehicle Revenue Mile	Unlinked Trips per Vehicle Revenue Hour
Bus	\$25.81	0.1	1.8
Total	\$25.81	0.1	1.8

Operating Expense per Vehicle Revenue Mile: Agency Total



Unlinked Passenger Trips per Vehicle Revenue Mile: Agency Total



Notes:

^aDemand Response - Taxi (DT) and non-dedicated fleets do not report fleet age data.