

# Gunnison Valley Transportation Authority

2017 Annual Agency Profile

## General Information

### Service Consumption

174,839 Annual Unlinked Trips (UPT)

### Service Supplied

323,025 Annual Vehicle Revenue Miles (VRM)

8,963 Annual Vehicle Revenue Hours (VRH)

### Summary of Operating Expenses (OE)

\$1,131,624 Total Operating Expenses

### Database Information

NTDID: 8R01-80150

Reporter Type: Rural General Public Transit

## Financial Information

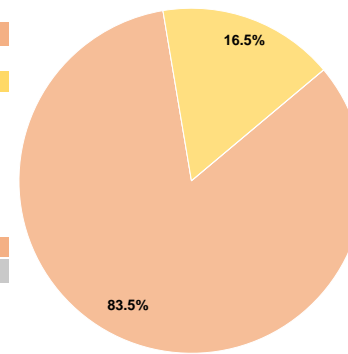
### Sources of Operating Funds Expended

Fare Revenues	\$0	0.0%
Local Funds	\$944,523	83.5%
State Funds	\$0	0.0%
Federal Assistance	\$187,101	16.5%
Other Funds	\$0	0.0%
<b>Total Operating Funds Expended</b>	<b>\$1,131,624</b>	<b>100.0%</b>

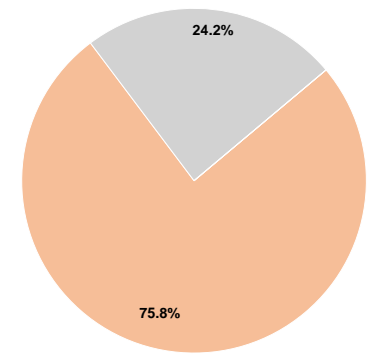
### Sources of Capital Funds Expended

Fare Revenues	\$0	0.0%
Local Funds	\$527,271	75.8%
State Funds	\$167,924	24.2%
Federal Assistance	\$0	0.0%
Other Funds	\$0	0.0%
<b>Total Capital Funds Expended</b>	<b>\$695,195</b>	<b>100.0%</b>

### Operating Funding Sources



### Capital Funding Sources



## Modal Characteristics

### Operation Characteristics

#### Vehicles Operated at Maximum Service

Mode	Directly Operated	Purchased Transportation	Operating Expenses	Fare Revenues	Uses of Capital Funds	Annual Unlinked Trips	Annual Vehicle Revenue Miles	Annual Vehicle Revenue Hours
Commuter Bus	6	-	\$1,131,624	\$0	\$695,195	174,839	323,025	8,963
<b>Total</b>	<b>6</b>	<b>-</b>	<b>\$1,131,624</b>	<b>\$0</b>	<b>\$695,195</b>	<b>174,839</b>	<b>323,025</b>	<b>8,963</b>

### Performance Measures

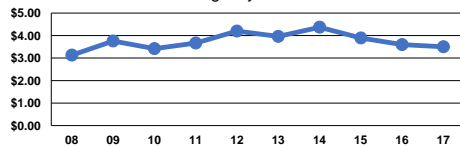
#### Service Efficiency

Mode	Operating Expenses per Vehicle Revenue Mile	Operating Expenses per Vehicle Revenue Hour
Commuter Bus	\$3.50	\$126.26
<b>Total</b>	<b>\$3.50</b>	<b>\$126.26</b>

#### Service Effectiveness

Mode	Operating Expenses per Unlinked Passenger Trip	Unlinked Trips per Vehicle Revenue Mile	Unlinked Trips per Vehicle Revenue Hour
Commuter Bus	\$6.47	0.5	19.5
<b>Total</b>	<b>\$6.47</b>	<b>0.5</b>	<b>19.5</b>

Operating Expense per Vehicle Revenue Mile: Agency Total



Unlinked Passenger Trips per Vehicle Revenue Mile: Agency Total

