

Eagle County Regional Transportation Authority

2017 Annual Agency Profile

General Information

Service Consumption

985,965 Annual Unlinked Trips (UPT)

Service Supplied

1,665,735 Annual Vehicle Revenue Miles (VRM)

82,807 Annual Vehicle Revenue Hours (VRH)

Summary of Operating Expenses (OE)

\$8,522,586 Total Operating Expenses

Database Information

NTDID: 8R01-80155

Reporter Type: Rural General Public Transit

Financial Information

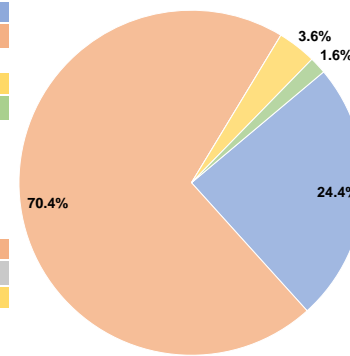
Sources of Operating Funds Expended

Fare Revenues	\$2,081,544	24.4%
Local Funds	\$5,996,755	70.4%
State Funds	\$0	0.0%
Federal Assistance	\$309,000	3.6%
Other Funds	\$135,287	1.6%
Total Operating Funds Expended	\$8,522,586	100.0%

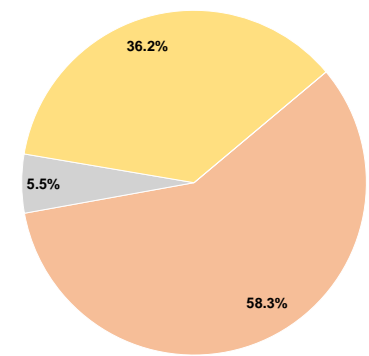
Sources of Capital Funds Expended

Fare Revenues	\$0	0.0%
Local Funds	\$1,100,413	58.3%
State Funds	\$104,000	5.5%
Federal Assistance	\$684,000	36.2%
Other Funds	\$0	0.0%
Total Capital Funds Expended	\$1,888,413	100.0%

Operating Funding Sources



Capital Funding Sources



Modal Characteristics

Operation Characteristics

Vehicles Operated at Maximum Service

Mode	Directly Operated	Purchased Transportation	Operating Expenses	Fare Revenues	Uses of Capital Funds	Annual Unlinked Trips	Annual Vehicle Revenue Miles	Annual Vehicle Revenue Hours
Bus	22	-	\$8,522,586	\$2,081,544	\$1,888,413	985,965	1,665,735	82,807
Total	22	-	\$8,522,586	\$2,081,544	\$1,888,413	985,965	1,665,735	82,807

Performance Measures

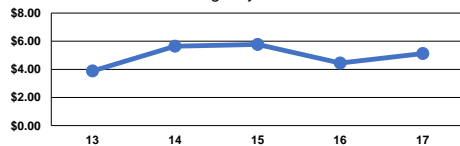
Service Efficiency

Mode	Operating Expenses per Vehicle Revenue Mile	Operating Expenses per Vehicle Revenue Hour
Bus	\$5.12	\$102.92
Total	\$5.12	\$102.92

Service Effectiveness

Mode	Operating Expenses per Unlinked Passenger Trip	Unlinked Trips per Vehicle Revenue Mile	Unlinked Trips per Vehicle Revenue Hour
Bus	\$8.64	0.6	11.9
Total	\$8.64	0.6	11.9

Operating Expense per Vehicle Revenue Mile: Agency Total



Unlinked Passenger Trips per Vehicle Revenue Mile: Agency Total

