

Summit County 2017 Annual Agency Profile

General Information

Service Consumption

1,758,515 Annual Unlinked Trips (UPT)

Service Supplied

1,641,497 Annual Vehicle Revenue Miles (VRM)
 84,030 Annual Vehicle Revenue Hours (VRH)

Summary of Operating Expenses (OE)

\$10,632,459 Total Operating Expenses

Database Information

NTDID: 8R01-80161

Reporter Type: Rural General Public Transit

Financial Information

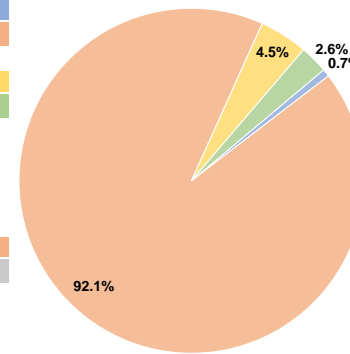
Sources of Operating Funds Expended

Fare Revenues	\$75,438	0.7%
Local Funds	\$9,796,537	92.1%
State Funds	\$0	0.0%
Federal Assistance	\$482,040	4.5%
Other Funds	\$278,444	2.6%
Total Operating Funds Expended	\$10,632,459	100.0%

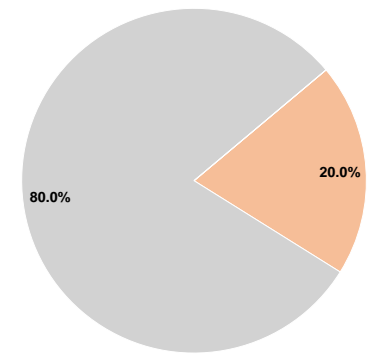
Sources of Capital Funds Expended

Fare Revenues	\$0	0.0%
Local Funds	\$63,948	20.0%
State Funds	\$255,794	80.0%
Federal Assistance	\$0	0.0%
Other Funds	\$0	0.0%
Total Capital Funds Expended	\$319,742	100.0%

Operating Funding Sources



Capital Funding Sources



Modal Characteristics

Operation Characteristics

Vehicles Operated at Maximum Service

Mode	Directly Operated	Purchased Transportation	Operating Expenses	Fare Revenues	Uses of Capital Funds	Annual Unlinked Trips	Annual Vehicle Revenue Miles	Annual Vehicle Revenue Hours
Commuter Bus	1	-	\$574,152	\$75,438	\$17,267	36,954	139,496	4,525
Demand Response	3	-	\$967,554	\$0	\$29,096	7,594	84,078	7,676
Bus	15	-	\$9,090,753	\$0	\$273,379	1,713,967	1,417,923	71,829
Total	19	-	\$10,632,459	\$75,438	\$319,742	1,758,515	1,641,497	84,030

Performance Measures


Service Efficiency

Mode	Operating Expenses per Vehicle Revenue Mile	Operating Expenses per Vehicle Revenue Hour
Commuter Bus	\$4.12	\$126.88
Demand Response	\$11.51	\$126.05
Bus	\$6.41	\$126.56
Total	\$6.48	\$126.53

Service Effectiveness

Mode	Operating Expenses per Unlinked Passenger Trip	Unlinked Trips per Vehicle Revenue Mile	Unlinked Trips per Vehicle Revenue Hour
Commuter Bus	\$15.54	0.3	8.2
Demand Response	\$127.41	0.1	1.0
Bus	\$5.30	1.2	23.9
Total	\$6.05	1.1	20.9

Operating Expense per Vehicle Revenue Mile: Agency Total



Unlinked Passenger Trips per Vehicle Revenue Mile: Agency Total

