

# Town of Breckenridge

2017 Annual Agency Profile

## General Information

### Service Consumption

1,009,179 Annual Unlinked Trips (UPT)

### Service Supplied

504,820 Annual Vehicle Revenue Miles (VRM)

48,141 Annual Vehicle Revenue Hours (VRH)

### Summary of Operating Expenses (OE)

\$4,129,757 Total Operating Expenses

### Database Information

NTDID: 8R01-80170

Reporter Type: Rural General Public Transit

## Financial Information

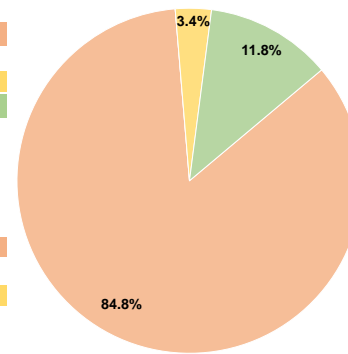
### Sources of Operating Funds Expended

Fare Revenues	\$0	0.0%
Local Funds	\$3,501,573	84.8%
State Funds	\$0	0.0%
Federal Assistance	\$139,240	3.4%
Other Funds	\$488,944	11.8%
<b>Total Operating Funds Expended</b>	<b>\$4,129,757</b>	<b>100.0%</b>

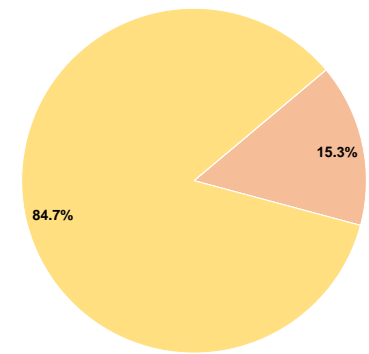
### Sources of Capital Funds Expended

Fare Revenues	\$0	0.0%
Local Funds	\$278,972	15.3%
State Funds	\$0	0.0%
Federal Assistance	\$1,545,740	84.7%
Other Funds	\$0	0.0%
<b>Total Capital Funds Expended</b>	<b>\$1,824,712</b>	<b>100.0%</b>

### Operating Funding Sources



### Capital Funding Sources



## Modal Characteristics

### Operation Characteristics

#### Vehicles Operated at Maximum Service

Mode	Directly Operated	Purchased Transportation	Operating Expenses	Fare Revenues	Uses of Capital Funds	Annual Unlinked Trips	Annual Vehicle Revenue Miles	Annual Vehicle Revenue Hours
Bus	15	-	\$4,129,757	\$0	\$1,824,712	1,009,179	504,820	48,141
<b>Total</b>	<b>15</b>	<b>-</b>	<b>\$4,129,757</b>	<b>\$0</b>	<b>\$1,824,712</b>	<b>1,009,179</b>	<b>504,820</b>	<b>48,141</b>

### Performance Measures

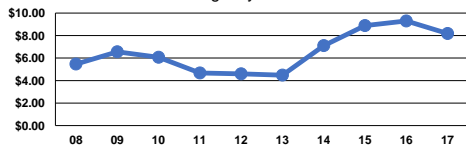
#### Service Efficiency

Mode	Operating Expenses per Vehicle Revenue Mile	Operating Expenses per Vehicle Revenue Hour
Bus	\$8.18	\$85.78
<b>Total</b>	<b>\$8.18</b>	<b>\$85.78</b>

#### Service Effectiveness

Mode	Operating Expenses per Unlinked Passenger Trip	Unlinked Trips per Vehicle Revenue Mile	Unlinked Trips per Vehicle Revenue Hour
Bus	\$4.09	2.0	21.0
<b>Total</b>	<b>\$4.09</b>	<b>2.0</b>	<b>21.0</b>

Operating Expense per Vehicle Revenue Mile: Agency Total



Unlinked Passenger Trips per Vehicle Revenue Mile: Agency Total

