

# Neighbor to Neighbor Volunteers

2017 Annual Agency Profile

## General Information

### Service Consumption

15,359 Annual Unlinked Trips (UPT)

### Service Supplied

153,512 Annual Vehicle Revenue Miles (VRM)  
4,861 Annual Vehicle Revenue Hours (VRH)

### Summary of Operating Expenses (OE)

\$432,101 Total Operating Expenses

### Database Information

NTDID: 8R01-80237

Reporter Type: Rural General Public Transit

## Financial Information

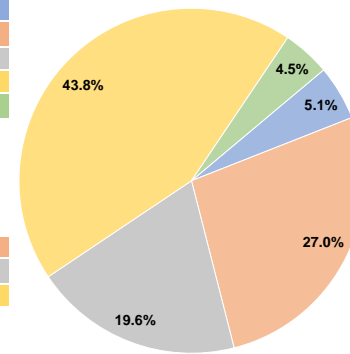
### Sources of Operating Funds Expended

Fare Revenues	\$22,212	5.1%
Local Funds	\$116,632	27.0%
State Funds	\$84,602	19.6%
Federal Assistance	\$189,369	43.8%
Other Funds	\$19,286	4.5%
<b>Total Operating Funds Expended</b>	<b>\$432,101</b>	<b>100.0%</b>

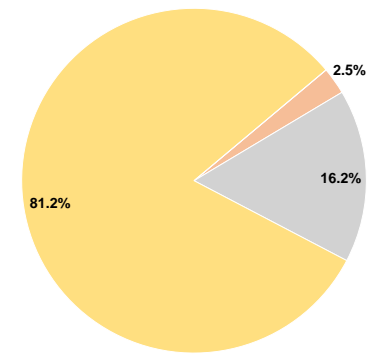
### Sources of Capital Funds Expended

Fare Revenues	\$0	0.0%
Local Funds	\$1,901	2.5%
State Funds	\$12,157	16.2%
Federal Assistance	\$60,784	81.2%
Other Funds	\$0	0.0%
<b>Total Capital Funds Expended</b>	<b>\$74,842</b>	<b>100.0%</b>

### Operating Funding Sources



### Capital Funding Sources



## Modal Characteristics

### Operation Characteristics

#### Vehicles Operated at Maximum Service

Mode	Directly Operated	Purchased Transportation	Operating Expenses	Fare Revenues	Uses of Capital Funds	Annual Unlinked Trips	Annual Vehicle Revenue Miles	Annual Vehicle Revenue Hours
Commuter Bus	1	-	\$170,718	\$14,750	\$74,842	1,860	72,261	1,460
Demand Response	5	-	\$261,383	\$7,462	\$0	13,499	81,251	3,401
<b>Total</b>	<b>6</b>	<b>-</b>	<b>\$432,101</b>	<b>\$22,212</b>	<b>\$74,842</b>	<b>15,359</b>	<b>153,512</b>	<b>4,861</b>

### Performance Measures

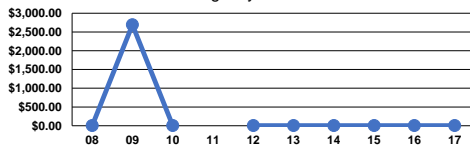
#### Service Efficiency

Mode	Operating Expenses per Vehicle Revenue Mile	Operating Expenses per Vehicle Revenue Hour
Commuter Bus	\$2.36	\$116.93
Demand Response	\$3.22	\$76.85
<b>Total</b>	<b>\$2.81</b>	<b>\$88.89</b>

#### Service Effectiveness

Mode	Operating Expenses per Unlinked Passenger Trip	Unlinked Trips per Vehicle Revenue Mile	Unlinked Trips per Vehicle Revenue Hour
Commuter Bus	\$91.78	0.0	1.3
Demand Response	\$19.36	0.2	4.0
<b>Total</b>	<b>\$28.13</b>	<b>0.1</b>	<b>3.2</b>

Operating Expense per Vehicle Revenue Mile: Agency Total



Unlinked Passenger Trips per Vehicle Revenue Mile: Agency Total

