

Senior Resource Development Agency, Pueblo, Inc.

2017 Annual Agency Profile

General Information

Service Consumption

22,712 Annual Unlinked Trips (UPT)

Service Supplied

267,758 Annual Vehicle Revenue Miles (VRM)
 16,055 Annual Vehicle Revenue Hours (VRH)

Summary of Operating Expenses (OE)

\$733,091 Total Operating Expenses

Database Information

NTDID: 8R01-80267

Reporter Type: Rural General Public Transit

Financial Information

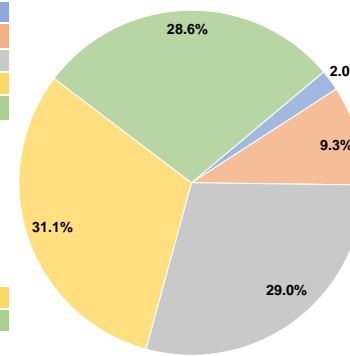
Sources of Operating Funds Expended

Fare Revenues	\$14,462	2.0%
Local Funds	\$68,490	9.3%
State Funds	\$212,936	29.0%
Federal Assistance	\$227,895	31.1%
Other Funds	\$209,308	28.6%
Total Operating Funds Expended	\$733,091	100.0%

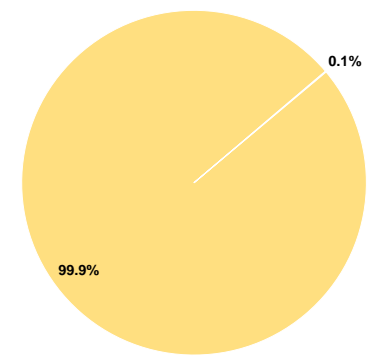
Sources of Capital Funds Expended

Fare Revenues	\$0	0.0%
Local Funds	\$0	0.0%
State Funds	\$0	0.0%
Federal Assistance	\$67,226	99.9%
Other Funds	\$57	0.1%
Total Capital Funds Expended	\$67,283	100.0%

Operating Funding Sources



Capital Funding Sources



Modal Characteristics

Operation Characteristics

Vehicles Operated at Maximum Service

Mode	Directly Operated	Purchased Transportation	Operating Expenses	Fare Revenues	Uses of Capital Funds	Annual Unlinked Trips	Annual Vehicle Revenue Miles	Annual Vehicle Revenue Hours
Demand Response	10	-	\$733,091	\$14,462	\$67,283	22,712	267,758	16,055
Total	10	-	\$733,091	\$14,462	\$67,283	22,712	267,758	16,055

Performance Measures

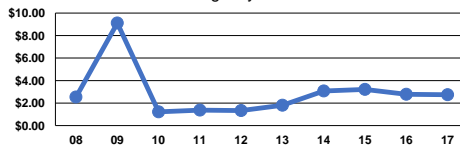
Service Efficiency

Mode	Operating Expenses per Vehicle Revenue Mile	Operating Expenses per Vehicle Revenue Hour
Demand Response	\$2.74	\$45.66
Total	\$2.74	\$45.66

Service Effectiveness

Mode	Operating Expenses per Unlinked Passenger Trip	Unlinked Trips per Vehicle Revenue Mile	Unlinked Trips per Vehicle Revenue Hour
Demand Response	\$32.28	0.1	1.4
Total	\$32.28	0.1	1.4

Operating Expense per Vehicle Revenue Mile: Agency Total



Unlinked Passenger Trips per Vehicle Revenue Mile: Agency Total

