

General Information

Service Consumption

10,489 Annual Unlinked Trips (UPT)

Service Supplied

85,794 Annual Vehicle Revenue Miles (VRM)
 7,326 Annual Vehicle Revenue Hours (VRH)

Summary of Operating Expenses (OE)

\$461,328 Total Operating Expenses

Database Information

NTDID: 8R01-80292

Reporter Type: Rural General Public Transit

Financial Information

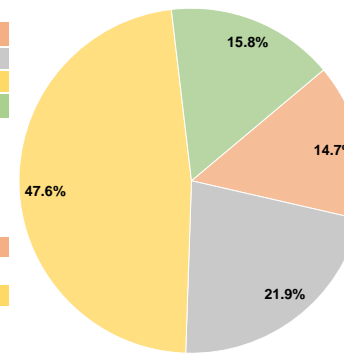
Sources of Operating Funds Expended

Fare Revenues	\$0	0.0%
Local Funds	\$67,805	14.7%
State Funds	\$101,250	21.9%
Federal Assistance	\$219,604	47.6%
Other Funds	\$72,669	15.8%
Total Operating Funds Expended	\$461,328	100.0%

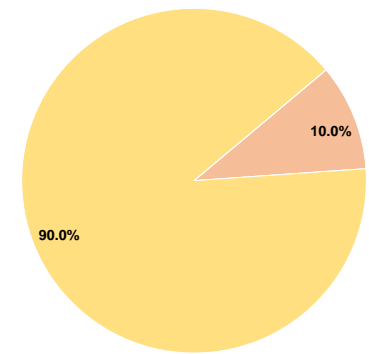
Sources of Capital Funds Expended

Fare Revenues	\$0	0.0%
Local Funds	\$2,765	10.0%
State Funds	\$0	0.0%
Federal Assistance	\$24,885	90.0%
Other Funds	\$0	0.0%
Total Capital Funds Expended	\$27,650	100.0%

Operating Funding Sources



Capital Funding Sources



Modal Characteristics

Operation Characteristics

Vehicles Operated at Maximum Service

Mode	Directly Operated	Purchased Transportation	Operating Expenses	Fare Revenues	Uses of Capital Funds	Annual Unlinked Trips	Annual Vehicle Revenue Miles	Annual Vehicle Revenue Hours
Demand Response	5	-	\$461,328	\$0	\$27,650	10,489	85,794	7,326
Total	5	-	\$461,328	\$0	\$27,650	10,489	85,794	7,326

Performance Measures

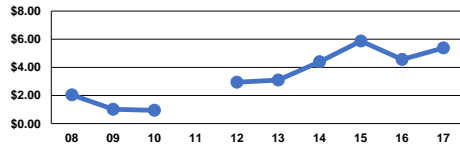
Service Efficiency

Mode	Operating Expenses per Vehicle Revenue Mile	Operating Expenses per Vehicle Revenue Hour
Demand Response	\$5.38	\$62.97
Total	\$5.38	\$62.97

Service Effectiveness

Mode	Operating Expenses per Unlinked Passenger Trip	Unlinked Trips per Vehicle Revenue Mile	Unlinked Trips per Vehicle Revenue Hour
Demand Response	\$43.98	0.1	1.4
Total	\$43.98	0.1	1.4

Operating Expense per Vehicle Revenue Mile: Agency Total



Unlinked Passenger Trips per Vehicle Revenue Mile: Agency Total

