

Ravalli County Council on Aging

2017 Annual Agency Profile

General Information

Service Consumption

12,279 Annual Unlinked Trips (UPT)

Service Supplied

71,639 Annual Vehicle Revenue Miles (VRM)

6,224 Annual Vehicle Revenue Hours (VRH)

Summary of Operating Expenses (OE)

\$215,971 Total Operating Expenses

Database Information

NTDID: 8R02-80142

Reporter Type: Rural General Public Transit

Financial Information

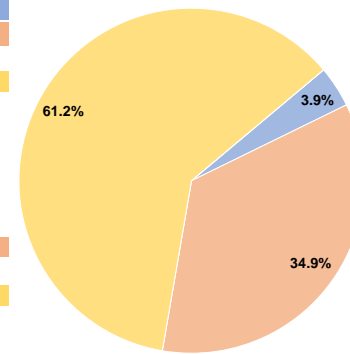
Sources of Operating Funds Expended

Fare Revenues	\$8,351	3.9%
Local Funds	\$75,480	34.9%
State Funds	\$0	0.0%
Federal Assistance	\$132,140	61.2%
Other Funds	\$0	0.0%
Total Operating Funds Expended	\$215,971	100.0%

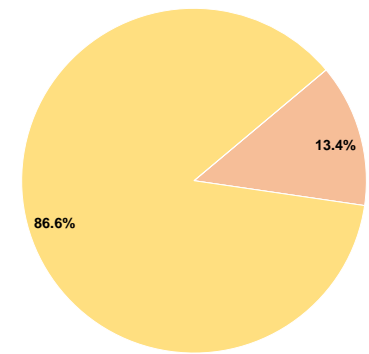
Sources of Capital Funds Expended

Fare Revenues	\$0	0.0%
Local Funds	\$8,560	13.4%
State Funds	\$0	0.0%
Federal Assistance	\$55,229	86.6%
Other Funds	\$0	0.0%
Total Capital Funds Expended	\$63,789	100.0%

Operating Funding Sources



Capital Funding Sources



Modal Characteristics

Operation Characteristics

Vehicles Operated at Maximum Service

Mode	Directly Operated	Purchased Transportation	Operating Expenses	Fare Revenues	Uses of Capital Funds	Annual Unlinked Trips	Annual Vehicle Revenue Miles	Annual Vehicle Revenue Hours
Demand Response	10	-	\$215,971	\$8,351	\$63,789	12,279	71,639	6,224
Total	10	-	\$215,971	\$8,351	\$63,789	12,279	71,639	6,224

Performance Measures

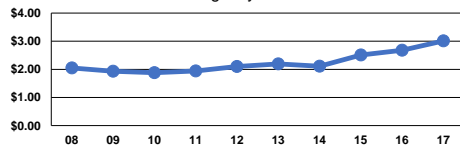
Service Efficiency

Mode	Operating Expenses per Vehicle Revenue Mile	Operating Expenses per Vehicle Revenue Hour
Demand Response	\$3.01	\$34.70
Total	\$3.01	\$34.70

Service Effectiveness

Mode	Operating Expenses per Unlinked Passenger Trip	Unlinked Trips per Vehicle Revenue Mile	Unlinked Trips per Vehicle Revenue Hour
Demand Response	\$17.59	0.2	2.0
Total	\$17.59	0.2	2.0

Operating Expense per Vehicle Revenue Mile: Agency Total



Unlinked Passenger Trips per Vehicle Revenue Mile: Agency Total

