

General Information

Service Consumption

36,284 Annual Unlinked Trips (UPT)

Service Supplied

58,544 Annual Vehicle Revenue Miles (VRM)
 2,071 Annual Vehicle Revenue Hours (VRH)

Summary of Operating Expenses (OE)

\$131,528 Total Operating Expenses

Database Information

NTDID: 8R02-80144

Reporter Type: Rural General Public Transit

Financial Information

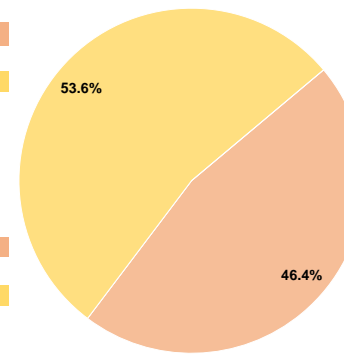
Sources of Operating Funds Expended

Fare Revenues	\$0	0.0%
Local Funds	\$61,033	46.4%
State Funds	\$0	0.0%
Federal Assistance	\$70,495	53.6%
Other Funds	\$0	0.0%
Total Operating Funds Expended	\$131,528	100.0%

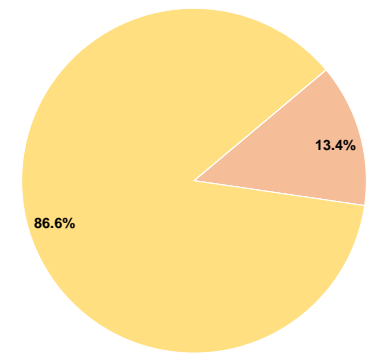
Sources of Capital Funds Expended

Fare Revenues	\$0	0.0%
Local Funds	\$5,345	13.4%
State Funds	\$0	0.0%
Federal Assistance	\$34,480	86.6%
Other Funds	\$0	0.0%
Total Capital Funds Expended	\$39,825	100.0%

Operating Funding Sources



Capital Funding Sources



Modal Characteristics

Operation Characteristics

Vehicles Operated at Maximum Service

Mode	Directly Operated	Purchased Transportation	Operating Expenses	Fare Revenues	Uses of Capital Funds	Annual Unlinked Trips	Annual Vehicle Revenue Miles	Annual Vehicle Revenue Hours
Demand Response	7	-	\$131,528	\$0	\$39,825	36,284	58,544	2,071
Total	7	-	\$131,528	\$0	\$39,825	36,284	58,544	2,071

Performance Measures

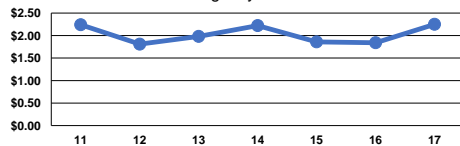
Service Efficiency

Mode	Operating Expenses per Vehicle Revenue Mile	Operating Expenses per Vehicle Revenue Hour
Demand Response	\$2.25	\$63.51
Total	\$2.25	\$63.51

Service Effectiveness

Mode	Operating Expenses per Unlinked Passenger Trip	Unlinked Trips per Vehicle Revenue Mile	Unlinked Trips per Vehicle Revenue Hour
Demand Response	\$3.62	0.6	17.5
Total	\$3.62	0.6	17.5

Operating Expense per Vehicle Revenue Mile: Agency Total



Unlinked Passenger Trips per Vehicle Revenue Mile: Agency Total

