

General Information

Service Consumption

40,843 Annual Unlinked Trips (UPT)

Service Supplied

101,527 Annual Vehicle Revenue Miles (VRM)
9,137 Annual Vehicle Revenue Hours (VRH)

Summary of Operating Expenses (OE)

\$383,890 Total Operating Expenses

Database Information

NTDID: 8R02-80254

Reporter Type: Rural General Public Transit

Financial Information

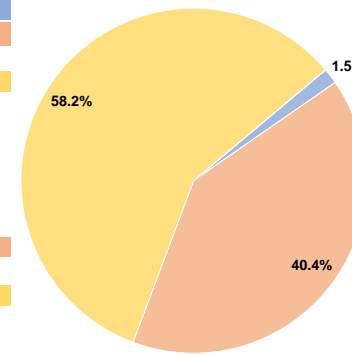
Sources of Operating Funds Expended

Fare Revenues	\$5,620	1.5%
Local Funds	\$154,914	40.4%
State Funds	\$0	0.0%
Federal Assistance	\$223,356	58.2%
Other Funds	\$0	0.0%
Total Operating Funds Expended	\$383,890	100.0%

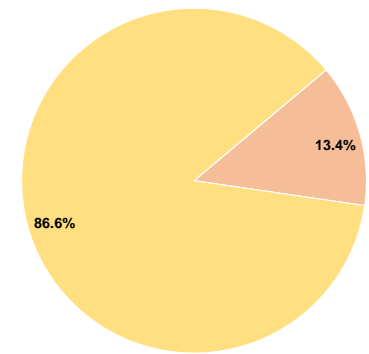
Sources of Capital Funds Expended

Fare Revenues	\$0	0.0%
Local Funds	\$8,469	13.4%
State Funds	\$0	0.0%
Federal Assistance	\$54,641	86.6%
Other Funds	\$0	0.0%
Total Capital Funds Expended	\$63,110	100.0%

Operating Funding Sources



Capital Funding Sources



Modal Characteristics

Operation Characteristics

Vehicles Operated at Maximum Service

Mode	Directly Operated	Purchased Transportation	Operating Expenses	Fare Revenues	Uses of Capital Funds	Annual Unlinked Trips	Annual Vehicle Revenue Miles	Annual Vehicle Revenue Hours
Demand Response	12	-	\$383,890	\$5,620	\$63,110	40,843	101,527	9,137
Total	12	-	\$383,890	\$5,620	\$63,110	40,843	101,527	9,137

Performance Measures

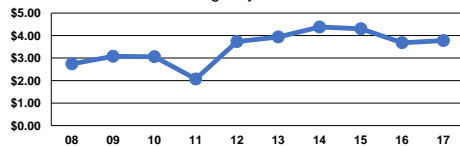
Service Efficiency

Mode	Operating Expenses per Vehicle Revenue Mile	Operating Expenses per Vehicle Revenue Hour
Demand Response	\$3.78	\$42.01
Total	\$3.78	\$42.01

Service Effectiveness

Mode	Operating Expenses per Unlinked Passenger Trip	Unlinked Trips per Vehicle Revenue Mile	Unlinked Trips per Vehicle Revenue Hour
Demand Response	\$9.40	0.4	4.5
Total	\$9.40	0.4	4.5

Operating Expense per Vehicle Revenue Mile: Agency Total



Unlinked Passenger Trips per Vehicle Revenue Mile: Agency Total

