

Big Sky Transportation District

2017 Annual Agency Profile

General Information

Service Consumption

201,740 Annual Unlinked Trips (UPT)

Service Supplied

598,591 Annual Vehicle Revenue Miles (VRM)

25,266 Annual Vehicle Revenue Hours (VRH)

Summary of Operating Expenses (OE)

\$1,427,882 Total Operating Expenses

Database Information

NTDID: 8R02-80255

Reporter Type: Rural General Public Transit

Financial Information

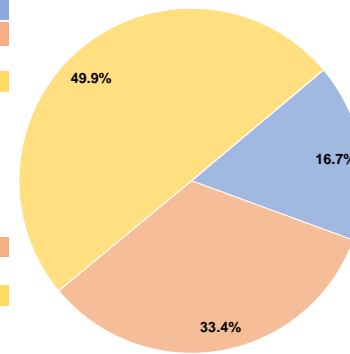
Sources of Operating Funds Expended

Fare Revenues	\$238,619	16.7%
Local Funds	\$476,767	33.4%
State Funds	\$0	0.0%
Federal Assistance	\$712,496	49.9%
Other Funds	\$0	0.0%
Total Operating Funds Expended	\$1,427,882	100.0%

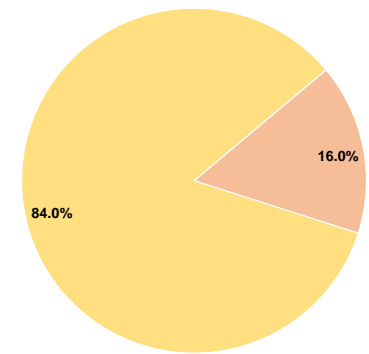
Sources of Capital Funds Expended

Fare Revenues	\$0	0.0%
Local Funds	\$78,771	16.0%
State Funds	\$0	0.0%
Federal Assistance	\$412,207	84.0%
Other Funds	\$0	0.0%
Total Capital Funds Expended	\$490,978	100.0%

Operating Funding Sources



Capital Funding Sources



Modal Characteristics

Operation Characteristics

Vehicles Operated at Maximum Service

Mode	Directly Operated	Purchased Transportation	Operating Expenses	Fare Revenues	Uses of Capital Funds	Annual Unlinked Trips	Annual Vehicle Revenue Miles	Annual Vehicle Revenue Hours
Demand Response	1	-	\$19,055	\$0	\$102,500	2,864	7,988	495
Bus	9	-	\$951,273	\$238,619	\$388,478	182,519	398,789	19,319
Vanpool	6	-	\$457,554	\$0	\$0	16,357	191,814	5,452
Total	16	-	\$1,427,882	\$238,619	\$490,978	201,740	598,591	25,266

Performance Measures


Service Efficiency

Mode	Operating Expenses per Vehicle Revenue Mile	Operating Expenses per Vehicle Revenue Hour
Demand Response	\$2.39	\$38.49
Bus	\$2.39	\$49.24
Vanpool	\$2.39	\$83.92
Total	\$2.39	\$56.51

Service Effectiveness

Mode	Operating Expenses per Unlinked Passenger Trip	Unlinked Trips per Vehicle Revenue Mile	Unlinked Trips per Vehicle Revenue Hour
Demand Response	\$6.65	0.4	5.8
Bus	\$5.21	0.5	9.4
Vanpool	\$27.97	0.1	3.0
Total	\$7.08	0.3	8.0

Operating Expense per Vehicle Revenue Mile: Agency Total



Unlinked Passenger Trips per Vehicle Revenue Mile: Agency Total

