

# City of Dillon

## 2017 Annual Agency Profile

### General Information

#### Service Consumption

11,258 Annual Unlinked Trips (UPT)

#### Service Supplied

16,559 Annual Vehicle Revenue Miles (VRM)  
2,048 Annual Vehicle Revenue Hours (VRH)

#### Summary of Operating Expenses (OE)

\$77,826 Total Operating Expenses

#### Database Information

NTDID: 8R02-88216

Reporter Type: Rural General Public Transit

### Financial Information

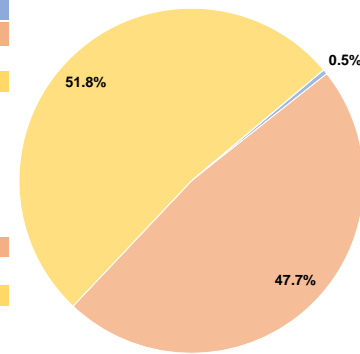
#### Sources of Operating Funds Expended

Fare Revenues	\$357	0.5%
Local Funds	\$37,126	47.7%
State Funds	\$0	0.0%
Federal Assistance	\$40,343	51.8%
Other Funds	\$0	0.0%
<b>Total Operating Funds Expended</b>	<b>\$77,826</b>	<b>100.0%</b>

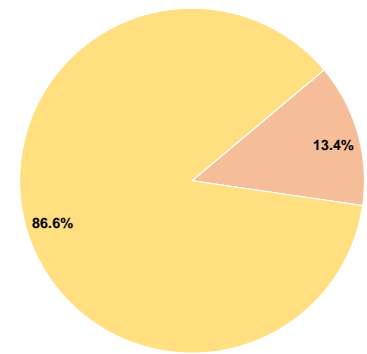
#### Sources of Capital Funds Expended

Fare Revenues	\$0	0.0%
Local Funds	\$19,368	13.4%
State Funds	\$0	0.0%
Federal Assistance	\$124,957	86.6%
Other Funds	\$0	0.0%
<b>Total Capital Funds Expended</b>	<b>\$144,325</b>	<b>100.0%</b>

#### Operating Funding Sources



#### Capital Funding Sources



### Modal Characteristics

#### Operation Characteristics

##### Vehicles Operated at Maximum Service

Mode	Directly Operated	Purchased Transportation	Operating Expenses	Fare Revenues	Uses of Capital Funds	Annual Unlinked Trips	Annual Vehicle Revenue Miles	Annual Vehicle Revenue Hours
Demand Response	2	-	\$77,826	\$357	\$144,325	11,258	16,559	2,048
<b>Total</b>	<b>2</b>	<b>-</b>	<b>\$77,826</b>	<b>\$357</b>	<b>\$144,325</b>	<b>11,258</b>	<b>16,559</b>	<b>2,048</b>

#### Performance Measures

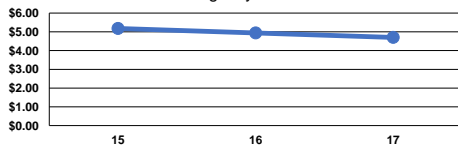
##### Service Efficiency

Mode	Operating Expenses per Vehicle Revenue Mile	Operating Expenses per Vehicle Revenue Hour
Demand Response	\$4.70	\$38.00
<b>Total</b>	<b>\$4.70</b>	<b>\$38.00</b>

##### Service Effectiveness

Mode	Operating Expenses per Unlinked Passenger Trip	Unlinked Trips per Vehicle Revenue Mile	Unlinked Trips per Vehicle Revenue Hour
Demand Response	\$6.91	0.7	5.5
<b>Total</b>	<b>\$6.91</b>	<b>0.7</b>	<b>5.5</b>

Operating Expense per Vehicle Revenue Mile: Agency Total



Unlinked Passenger Trips per Vehicle Revenue Mile: Agency Total

