

# Williston Council for the Aging

2017 Annual Agency Profile

## General Information

### Service Consumption

22,152 Annual Unlinked Trips (UPT)

### Service Supplied

104,174 Annual Vehicle Revenue Miles (VRM)

4,130 Annual Vehicle Revenue Hours (VRH)

### Summary of Operating Expenses (OE)

\$614,725 Total Operating Expenses

### Database Information

NTDID: 8R03-80160

Reporter Type: Rural General Public Transit

## Financial Information

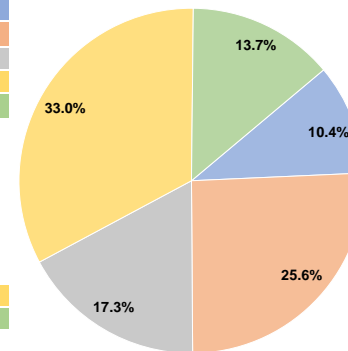
### Sources of Operating Funds Expended

Fare Revenues	\$63,914	10.4%
Local Funds	\$157,399	25.6%
State Funds	\$106,301	17.3%
Federal Assistance	\$202,779	33.0%
Other Funds	\$84,332	13.7%
<b>Total Operating Funds Expended</b>	<b>\$614,725</b>	<b>100.0%</b>

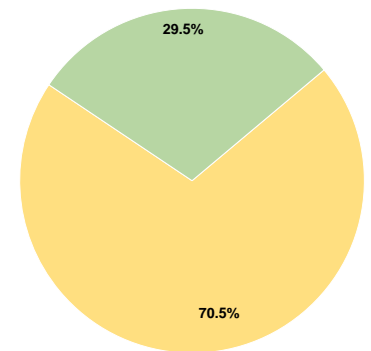
### Sources of Capital Funds Expended

Fare Revenues	\$0	0.0%
Local Funds	\$0	0.0%
State Funds	\$0	0.0%
Federal Assistance	\$50,400	70.5%
Other Funds	\$21,083	29.5%
<b>Total Capital Funds Expended</b>	<b>\$71,483</b>	<b>100.0%</b>

### Operating Funding Sources



### Capital Funding Sources



## Modal Characteristics

### Operation Characteristics

#### Vehicles Operated at Maximum Service

Mode	Directly Operated	Purchased Transportation	Operating Expenses	Fare Revenues	Uses of Capital Funds	Annual Unlinked Trips	Annual Vehicle Revenue Miles	Annual Vehicle Revenue Hours
Demand Response	9	-	\$614,725	\$63,914	\$71,483	22,152	104,174	4,130
<b>Total</b>	<b>9</b>	<b>-</b>	<b>\$614,725</b>	<b>\$63,914</b>	<b>\$71,483</b>	<b>22,152</b>	<b>104,174</b>	<b>4,130</b>

### Performance Measures

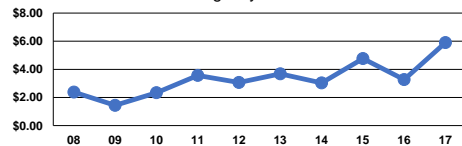
#### Service Efficiency

Mode	Operating Expenses per Vehicle Revenue Mile	Operating Expenses per Vehicle Revenue Hour
Demand Response	\$5.90	\$148.84
<b>Total</b>	<b>\$5.90</b>	<b>\$148.84</b>

#### Service Effectiveness

Mode	Operating Expenses per Unlinked Passenger Trip	Unlinked Trips per Vehicle Revenue Mile	Unlinked Trips per Vehicle Revenue Hour
Demand Response	\$27.75	0.2	5.4
<b>Total</b>	<b>\$27.75</b>	<b>0.2</b>	<b>5.4</b>

Operating Expense per Vehicle Revenue Mile: Agency Total



Unlinked Passenger Trips per Vehicle Revenue Mile: Agency Total

