

**General Information**

**Service Consumption**

87,100 Annual Unlinked Trips (UPT)

**Service Supplied**

152,809 Annual Vehicle Revenue Miles (VRM)  
11,223 Annual Vehicle Revenue Hours (VRH)

**Summary of Operating Expenses (OE)**

\$956,223 Total Operating Expenses

**Database Information**

NTDID: 8R03-80303

Reporter Type: Rural General Public Transit

**Financial Information**

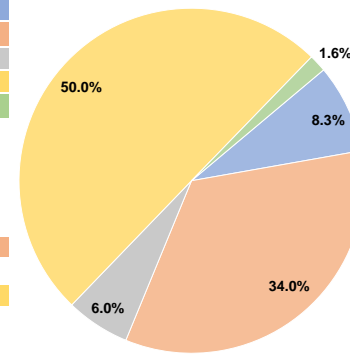
**Sources of Operating Funds Expended**

Fare Revenues	\$79,597	8.3%
Local Funds	\$325,152	34.0%
State Funds	\$57,333	6.0%
Federal Assistance	\$478,516	50.0%
Other Funds	\$15,625	1.6%
<b>Total Operating Funds Expended</b>	<b>\$956,223</b>	<b>100.0%</b>

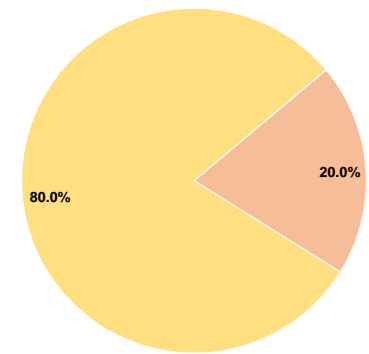
**Sources of Capital Funds Expended**

Fare Revenues	\$0	0.0%
Local Funds	\$7,839	20.0%
State Funds	\$0	0.0%
Federal Assistance	\$31,356	80.0%
Other Funds	\$0	0.0%
<b>Total Capital Funds Expended</b>	<b>\$39,195</b>	<b>100.0%</b>

**Operating Funding Sources**



**Capital Funding Sources**



**Modal Characteristics**

**Operation Characteristics**

**Vehicles Operated at Maximum Service**

Mode	Directly Operated	Purchased Transportation	Operating Expenses	Fare Revenues	Uses of Capital Funds	Annual Unlinked Trips	Annual Vehicle Revenue Miles	Annual Vehicle Revenue Hours
Bus	5	-	\$956,223	\$79,597	\$39,195	87,100	152,809	11,223
<b>Total</b>	<b>5</b>	<b>-</b>	<b>\$956,223</b>	<b>\$79,597</b>	<b>\$39,195</b>	<b>87,100</b>	<b>152,809</b>	<b>11,223</b>

**Performance Measures**

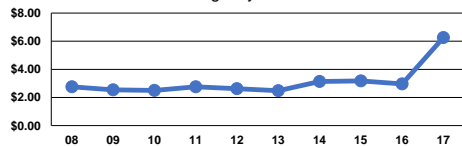
**Service Efficiency**

Mode	Operating Expenses per Vehicle Revenue Mile	Operating Expenses per Vehicle Revenue Hour
Bus	\$6.26	\$85.20
<b>Total</b>	<b>\$6.26</b>	<b>\$85.20</b>

**Service Effectiveness**

Mode	Operating Expenses per Unlinked Passenger Trip	Unlinked Trips per Vehicle Revenue Mile	Unlinked Trips per Vehicle Revenue Hour
Bus	\$10.98	0.6	7.8
<b>Total</b>	<b>\$10.98</b>	<b>0.6</b>	<b>7.8</b>

Operating Expense per Vehicle Revenue Mile: Agency Total



Unlinked Passenger Trips per Vehicle Revenue Mile: Agency Total

