

General Information

Service Consumption

84,297 Annual Unlinked Trips (UPT)

Service Supplied

290,655 Annual Vehicle Revenue Miles (VRM)
19,456 Annual Vehicle Revenue Hours (VRH)

Summary of Operating Expenses (OE)

\$803,700 Total Operating Expenses

Database Information

NTDID: 8R04-80153

Reporter Type: Rural General Public Transit

Financial Information

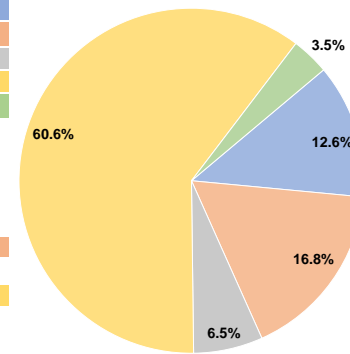
Sources of Operating Funds Expended

Fare Revenues	\$101,357	12.6%
Local Funds	\$135,090	16.8%
State Funds	\$52,188	6.5%
Federal Assistance	\$486,663	60.6%
Other Funds	\$28,402	3.5%
Total Operating Funds Expended	\$803,700	100.0%

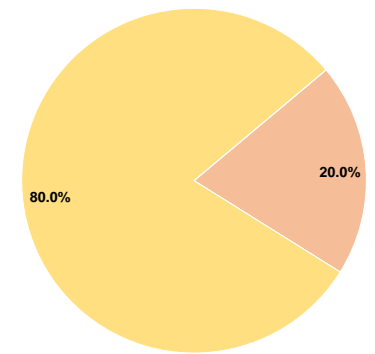
Sources of Capital Funds Expended

Fare Revenues	\$0	0.0%
Local Funds	\$20,334	20.0%
State Funds	\$0	0.0%
Federal Assistance	\$81,334	80.0%
Other Funds	\$0	0.0%
Total Capital Funds Expended	\$101,668	100.0%

Operating Funding Sources



Capital Funding Sources



Modal Characteristics

Operation Characteristics

Vehicles Operated at Maximum Service

Mode	Directly Operated	Purchased Transportation	Operating Expenses	Fare Revenues	Uses of Capital Funds	Annual Unlinked Trips	Annual Vehicle Revenue Miles	Annual Vehicle Revenue Hours
Demand Response	19	-	\$803,700	\$101,357	\$101,668	84,297	290,655	19,456
Total	19	-	\$803,700	\$101,357	\$101,668	84,297	290,655	19,456

Performance Measures

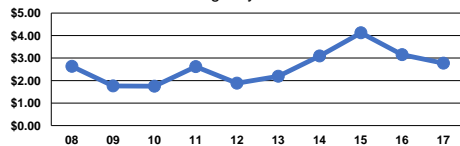
Service Efficiency

Mode	Operating Expenses per Vehicle Revenue Mile	Operating Expenses per Vehicle Revenue Hour
Demand Response	\$2.77	\$41.31
Total	\$2.77	\$41.31

Service Effectiveness

Mode	Operating Expenses per Unlinked Passenger Trip	Unlinked Trips per Vehicle Revenue Mile	Unlinked Trips per Vehicle Revenue Hour
Demand Response	\$9.53	0.3	4.3
Total	\$9.53	0.3	4.3

Operating Expense per Vehicle Revenue Mile: Agency Total



Unlinked Passenger Trips per Vehicle Revenue Mile: Agency Total

