

East Dakota Transit, Inc.

2017 Annual Agency Profile

General Information

Service Consumption

17,744 Annual Unlinked Trips (UPT)

Service Supplied

26,729 Annual Vehicle Revenue Miles (VRM)
3,306 Annual Vehicle Revenue Hours (VRH)

Summary of Operating Expenses (OE)

\$169,414 Total Operating Expenses

Database Information

NTDID: 8R04-80190

Reporter Type: Rural General Public Transit

Financial Information

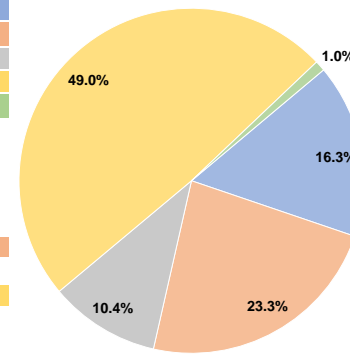
Sources of Operating Funds Expended

Fare Revenues	\$27,668	16.3%
Local Funds	\$39,516	23.3%
State Funds	\$17,568	10.4%
Federal Assistance	\$83,012	49.0%
Other Funds	\$1,650	1.0%
Total Operating Funds Expended	\$169,414	100.0%

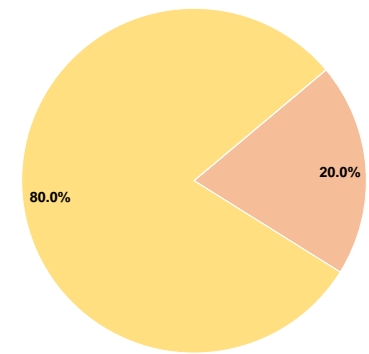
Sources of Capital Funds Expended

Fare Revenues	\$0	0.0%
Local Funds	\$12,143	20.0%
State Funds	\$0	0.0%
Federal Assistance	\$48,569	80.0%
Other Funds	\$0	0.0%
Total Capital Funds Expended	\$60,712	100.0%

Operating Funding Sources



Capital Funding Sources



Modal Characteristics

Operation Characteristics

Vehicles Operated at Maximum Service

Mode	Directly Operated	Purchased Transportation	Operating Expenses	Fare Revenues	Uses of Capital Funds	Annual Unlinked Trips	Annual Vehicle Revenue Miles	Annual Vehicle Revenue Hours
Demand Response	2	-	\$169,414	\$27,668	\$60,712	17,744	26,729	3,306
Total	2	-	\$169,414	\$27,668	\$60,712	17,744	26,729	3,306

Performance Measures

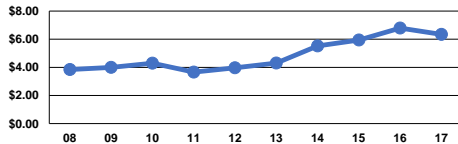
Service Efficiency

Mode	Operating Expenses per Vehicle Revenue Mile	Operating Expenses per Vehicle Revenue Hour
Demand Response	\$6.34	\$51.24
Total	\$6.34	\$51.24

Service Effectiveness

Mode	Operating Expenses per Unlinked Passenger Trip	Unlinked Trips per Vehicle Revenue Mile	Unlinked Trips per Vehicle Revenue Hour
Demand Response	\$9.55	0.7	5.4
Total	\$9.55	0.7	5.4

Operating Expense per Vehicle Revenue Mile: Agency Total



Unlinked Passenger Trips per Vehicle Revenue Mile: Agency Total

