

Reno-Sparks Indian Colony

2017 Annual Agency Profile

General Information

Federally Recognized Tribal Statistical Areas

Reno-Sparks Indian Colony, NV

Service Consumption

12,781 Annual Unlinked Trips (UPT)

Service Supplied

121,506 Annual Vehicle Revenue Miles (VRM)

4,346 Annual Vehicle Revenue Hours (VRH)

Database Information

NTDID: 90011

Reporter Type: Tribal Reporter

Financial Information

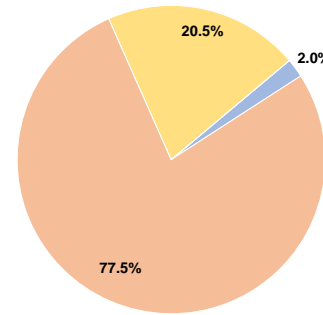
Sources of Operating Funds Expended

Fare Revenues	\$4,346	2.0%
Local Funds	\$169,858	77.5%
State Funds	\$0	0.0%
Federal Assistance	\$45,000	20.5%
Other Funds	\$0	0.0%
Total Operating Funds Expended	\$219,204	100.0%

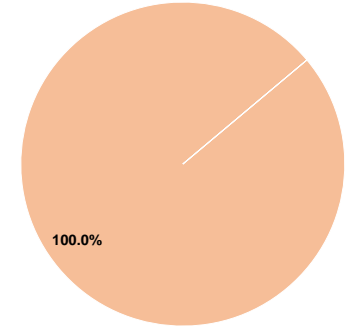
Sources of Capital Funds Expended

Fare Revenues	\$0	0.0%
Local Funds	\$9,049	100.0%
State Funds	\$0	0.0%
Federal Assistance	\$0	0.0%
Other Funds	\$0	0.0%
Total Capital Funds Expended	\$9,049	100.0%

Operating Funding Sources



Capital Funding Sources



Modal Characteristics

Operation Characteristics

Vehicles Operated at Maximum Service

Mode	Directly Operated	Purchased Transportation	Operating Expenses	Fare Revenues	Uses of Capital Funds	Annual Unlinked Trips	Annual Vehicle Revenue Miles	Annual Vehicle Revenue Hours	Average Fleet Age in Years ^a
Demand Response	1	-	\$73,206	\$0	\$0	2,888	33,350	1,039	17.0
Bus	2	-	\$145,998	\$4,346	\$9,049	9,893	88,156	3,307	6.0
Total	3	-	\$219,204	\$4,346	\$9,049	12,781	121,506	4,346	

Performance Measures

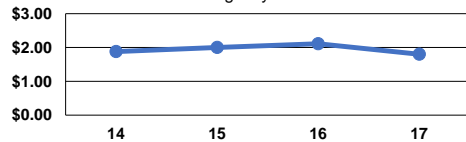
Service Efficiency

Mode	Operating Expenses per Vehicle Revenue Mile	Operating Expenses per Vehicle Revenue Hour
Demand Response	\$2.20	\$70.46
Bus	\$1.66	\$44.15
Total	\$1.80	\$50.44

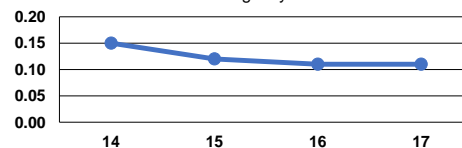
Service Effectiveness

Mode	Operating Expenses per Unlinked Passenger Trip	Unlinked Trips per Vehicle Revenue Mile	Unlinked Trips per Vehicle Revenue Hour
Demand Response	\$25.35	0.1	2.8
Bus	\$14.76	0.1	3.0
Total	\$17.15	0.1	2.9

Operating Expense per Vehicle Revenue Mile: Agency Total



Unlinked Passenger Trips per Vehicle Revenue Mile: Agency Total



Notes:

^aDemand Response - Taxi (DT) and non-dedicated fleets do not report fleet age data.