

General Information

Urbanized Area (UZA) Statistics - 2010 Census

Manteca, CA
22 **Square Miles**
83,578 **Population**
345 **Pop. Rank out of 498 UZAs**

Other UZAs Served

102 Stockton, CA

Service Area Statistics

21 **Square Miles**
76,908 **Population**

Service Consumption

64,106 **Annual Unlinked Trips (UPT)**

Service Supplied

181,966 **Annual Vehicle Revenue Miles (VRM)**
14,531 **Annual Vehicle Revenue Hours (VRH)**

Database Information

NTDID: 90217

Reporter Type: Reduced Reporter

Financial Information

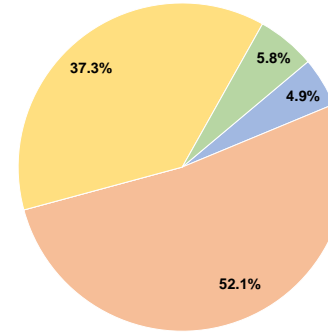
Sources of Operating Funds Expended

Fare Revenues	\$54,929	4.9%
Local Funds	\$589,057	52.1%
State Funds	\$0	0.0%
Federal Assistance	\$422,571	37.3%
Other Funds	\$65,145	5.8%
Total Operating Funds Expended	\$1,131,702	100.0%

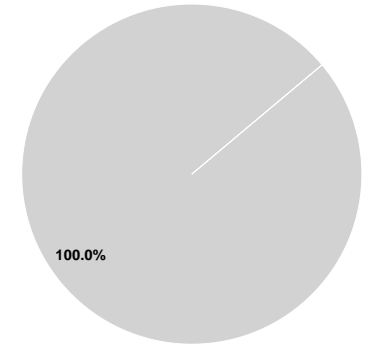
Sources of Capital Funds Expended

Fare Revenues	\$0	0.0%
Local Funds	\$0	0.0%
State Funds	\$3,302	100.0%
Federal Assistance	\$0	0.0%
Other Funds	\$0	0.0%
Total Capital Funds Expended	\$3,302	100.0%

Operating Funding Sources



Capital Funding Sources



Modal Characteristics

Operation Characteristics

Vehicles Operated at Maximum Service

Mode	Directly Operated	Purchased Transportation	Operating Expenses	Fare Revenues	Uses of Capital Funds	Annual Unlinked Trips	Annual Vehicle Revenue Miles	Annual Vehicle Revenue Hours	Average Fleet Age in Years ^a
Demand Response	-	3	\$431,297	\$26,058	\$0	14,137	57,568	4,764	6.7
Bus	-	4	\$646,945	\$28,871	\$3,302	49,969	124,398	9,767	6.0
Total	-	7	\$1,078,242	\$54,929	\$3,302	64,106	181,966	14,531	

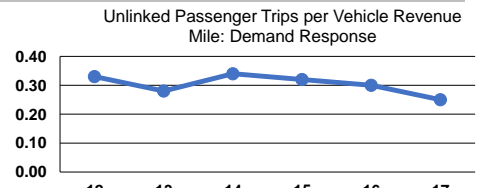
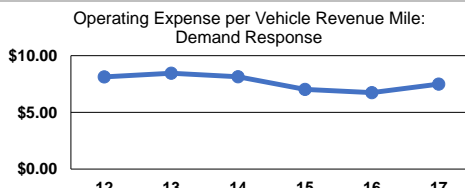
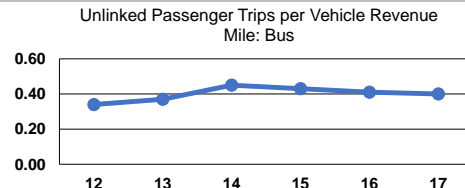
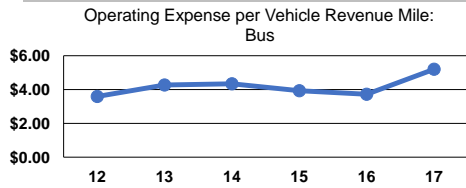
Performance Measures

Service Efficiency

Mode	Operating Expenses per Vehicle Revenue Mile	Operating Expenses per Vehicle Revenue Hour
Demand Response	\$7.49	\$90.53
Bus	\$5.20	\$66.24
Total	\$5.93	\$74.20

Service Effectiveness

Mode	Operating Expenses per Unlinked Passenger Trip	Unlinked Trips per Vehicle Revenue Mile	Unlinked Trips per Vehicle Revenue Hour
Demand Response	\$30.51	0.2	3.0
Bus	\$12.95	0.4	5.1
Total	\$16.82	0.4	4.4



Notes:

^aDemand Response - Taxi (DT) and non-dedicated fleets do not report fleet age data.