

**General Information**

**Urbanized Area (UZA) Statistics - 2010 Census**

Los Angeles-Long Beach-Anaheim, CA  
1,736 **Square Miles**  
12,150,996 **Population**  
2 **Pop. Rank out of 498 UZAs**

**Service Area Statistics**

9 **Square Miles**  
46,361 **Population**

**Service Consumption**

32,947 **Annual Unlinked Trips (UPT)**

**Service Supplied**

94,149 **Annual Vehicle Revenue Miles (VRM)**  
9,364 **Annual Vehicle Revenue Hours (VRH)**

**Database Information**

NTDID: 90250  
Reporter Type: Reduced Reporter

**Financial Information**

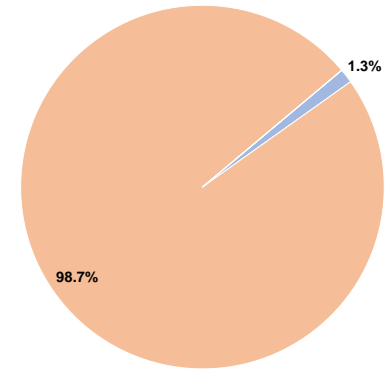
**Sources of Operating Funds Expended**

Fare Revenues	\$14,507	1.3%
Local Funds	\$1,125,224	98.7%
State Funds	\$0	0.0%
Federal Assistance	\$0	0.0%
Other Funds	\$0	0.0%
<b>Total Operating Funds Expended</b>	<b>\$1,139,731</b>	<b>100.0%</b>

**Sources of Capital Funds Expended**

Fare Revenues	\$0
Local Funds	\$0
State Funds	\$0
Federal Assistance	\$0
Other Funds	\$0
<b>Total Capital Funds Expended</b>	<b>\$0</b>

**Operating Funding Sources**



**Modal Characteristics**

**Operation Characteristics**

**Vehicles Operated at Maximum Service**

Mode	Directly Operated	Purchased Transportation	Operating Expenses	Fare Revenues	Uses of Capital Funds	Annual Unlinked Trips	Annual Vehicle Revenue Miles	Annual Vehicle Revenue Hours	Average Fleet Age in Years <sup>a</sup>
Demand Response	6	-	\$1,139,731	\$14,507	\$0	32,947	94,149	9,364	9.0
<b>Total</b>	<b>6</b>	<b>-</b>	<b>\$1,139,731</b>	<b>\$14,507</b>	<b>\$0</b>	<b>32,947</b>	<b>94,149</b>	<b>9,364</b>	

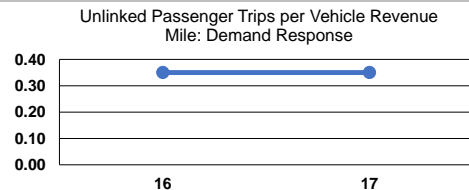
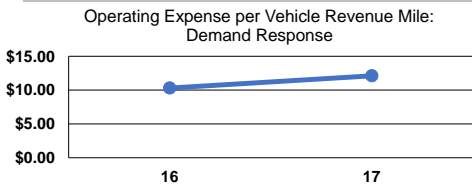
**Performance Measures**

**Service Efficiency**

Mode	Operating Expenses per Vehicle Revenue Mile	Operating Expenses per Vehicle Revenue Hour
Demand Response	\$12.11	\$121.71
<b>Total</b>	<b>\$12.11</b>	<b>\$121.71</b>

**Service Effectiveness**

Mode	Operating Expenses per Unlinked Passenger Trip	Unlinked Trips per Vehicle Revenue Mile	Unlinked Trips per Vehicle Revenue Hour
Demand Response	\$34.59	0.3	3.5
<b>Total</b>	<b>\$34.59</b>	<b>0.3</b>	<b>3.5</b>



**Notes:**

<sup>a</sup>Demand Response - Taxi (DT) and non-dedicated fleets do not report fleet age data.